

C  NC.  

Oh. It's im-pos-si-ble, it's im-pos-si-ble to



Am7  Bbmaj7  C 

love you _____ if you don't _____ let me know _____ what you're



Dm  Gm7  Dm 

feel-ing. _____ It's im-pos-si-ble _____ for me to



Am7  Bbmaj7  C  NC. 

give _____ you _____ what you need. _____ if you al-ways hide _____ it _____ from _____



me. _____ I don't know what hurt you; I just, I wan-na make it right, 'cause,

Chords: Dm, Gm7, Bbmaj7, C, Bbmaj7, C

boy, I'm sick and tired of try'n' to read your mind. _____ 'Cause it's im -

Chords: Bbmaj7, C, D

pos - si - ble, _____ oh, ba - by, it's im - pos - si - ble _____ for me to
 (im - pos - si - ble.) _____ (im - pos - si - ble.) _____

Chords: Bbmaj7, Am7, C/D

love you _____ this _____ way. _____ hey hey hey, _____ It's im -

Chords: Gm7, Fmaj7, Gm7, Am7

B \flat maj7

Am7

C/D

pos - si - ble, hey.) (Im - pos - si - ble,) oh, ba - by, it's im - pos - si - ble (im - pos - si - ble.)

Gm7

N.C.

Dm

if you're mak - ing it this way. Im - pos - si - ble to make it

Am7

B \flat maj7

C

eas - y. if you're al - ways try'n' to make it so damn

Dm

Gm7

Dm

hard. How can I, how can I give you all my

Am7  B♭maj7  C  N.C.




love, ba-by, if you're al - ways, al - ways - put - tin' up your




Dm  Gm7  B♭maj7  C  B♭maj7  C 




guard? This is not a cir-cus; don't you play me for a clown.




B♭maj7  C  D 

How long can e - mo - tions keep on go - ing up and down? It's im -



B♭maj7  Am7  C/D 

pos - si - ble, oh, ba - by, it's im - pos - si - ble for me to
(im - pos - si - ble.) (im - pos - si - ble.)



Gm7 Fmaj7 Gm7 Am7

love you _____ this way, _____ (Oh, _____ hey hey hey, _____ it's im -

Bbmaj7 Am7 Abm7

pos - si - ble, _____ oh, _____ ba - by, it's im - pos - si - ble _____ (im - pos - si - ble.) _____ (im - pos - si - ble.) _____

Gm7 NC Dm

_____ if you're mak - in' it _____ this way.

Gm7 Dm

Repeat and Fade Optional Ending

Gm7 Dm