

COME WHAT MAY

Words and Music by
DAVID BAERWALD

Slowly

Musical notation for the first system, featuring a treble and bass clef. The tempo is marked 'Slowly' and the dynamics 'mf'. Chord diagrams are provided above the staff: C (x0232), D7 (xx0232), and Fsus2 (xx0232).

Musical notation for the second system, featuring a treble and bass clef. A D7 chord diagram (xx0232) is shown above the staff.

Musical notation for the third system, featuring a treble and bass clef. Chord diagrams for Fsus2 (xx0232) and Fmaj7 (xx0232) are shown above the staff. The system concludes with a double bar line and a 4/4 time signature.

Musical notation for the fourth system, featuring a treble and bass clef. Chord diagrams for C (x0232), D7sus (xx0232), D7 (xx0232), and Fsus2 (xx0232) are shown above the staff. The lyrics are: *Male: Nev - er knew I could feel ___ like this, _ like I've _ nev - er seen _ the sky _*

C G/B Am⁷ C/D D⁷

be - fore. Want to van - ish in - side your kiss.

Fsus² C G/B

Ev - 'ry day I love you more and more.

Am⁷ D⁷/sus D⁷

Lis - ten to my heart. Can you hear it sing and

G⁹/sus G Csus C G/B Am C/G

tell - ing me to give you ev - 'ry - thing? Sea - sons may change,

D C/G

win - ter to spring, but I love you un - til the

Fmaj7/G G C G/B Am

end of time. Come what may,

D7

come what may, I will


C C/G G G7 C

love you un - til my dy - ing day.

Female: Sud - den - ly the world — seems such a per - fect place.

D⁷sus  D⁷ 

Sud - den - ly it moves with such — a per - fect — grace.

Fsus²  C  G/B 

Both: Sud - den - ly my life does - n't seem — such a waste. —

Am  D⁷sus  D⁷ 

Female: It all re - volves — a - round — you. — Both: And there's no moun -

Fsus²  C  G/B 

Am C/D D

- tain too high, no riv - er too wide.

The first system of music features a vocal line and piano accompaniment. The vocal line starts with a half note 'tain', followed by a quarter note 'too', a quarter note 'high,' with a comma, a quarter note 'no', a quarter note 'riv', a quarter note 'er', and a quarter note 'too wide.' The piano accompaniment consists of a treble clef with a steady eighth-note accompaniment and a bass clef with a simple bass line. Chord diagrams for Am, C/D, and D are shown above the staff.

Gsus G Csus C G/B Am Am/G

Sing out this song, and I'll be there by your side. Storm clouds may gath - er and

The second system continues the song. The vocal line begins with a quarter rest, followed by a quarter note 'Sing', a quarter note 'out', a quarter note 'this', a quarter note 'song,', a quarter note 'and I'll', a quarter note 'be', a quarter note 'there', a quarter note 'by your', a quarter note 'side.' There is a quarter rest, followed by a quarter note 'Storm', a quarter note 'clouds', a quarter note 'may', a quarter note 'gath - er', and a quarter note 'and'. The piano accompaniment continues with the same eighth-note accompaniment. Chord diagrams for Gsus, G, Csus, C, G/B, Am, and Am/G are shown above the staff.

D/F# D C/G





stars may coll - ide, Female: I love you
Male: but I love you un - til the

The third system features a vocal line and piano accompaniment. The vocal line starts with a quarter rest, followed by a quarter note 'stars', a quarter note 'may', a quarter note 'coll - ide,'. There is a quarter rest, followed by a quarter note 'Female: I', a quarter note 'love', a quarter note 'you'. There is a quarter rest, followed by a quarter note 'Male: but', a quarter note 'I', a quarter note 'love', a quarter note 'you', a quarter note 'un - til', and a quarter note 'the'. The piano accompaniment continues with the eighth-note accompaniment. Chord diagrams for D/F#, D, and C/G are shown above the staff.

Fmaj7/G G C G/B Am

un - til the end of time. Both: Come what may,

The fourth system features a vocal line and piano accompaniment. The vocal line starts with a quarter rest, followed by a quarter note 'un - til', a quarter note 'the', a quarter note 'end', a quarter note 'of', a quarter note 'time.' There is a quarter rest, followed by a quarter note 'Both: Come', a quarter note 'what', and a quarter note 'may,'. The piano accompaniment continues with the eighth-note accompaniment. Chord diagrams for Fmaj7/G, G, C, G/B, and Am are shown above the staff.

G/A  Am  D7sus  D7 

— come what may, ————— I will



C  C/G  G7  C  Em/B 


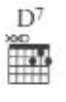




love you un - til my dy - ing ——— day. Oh, come what



Am  Cmaj7/D  D7 

may, ——— come ——— what may ———



D7sus  D7  Csus  Em/B  Em  Fmaj7 

— I will love, ——— I will love you.



Female: Sud - den - ly the world seems such a per - fect place.

Chords: Dm⁷, Em⁷, F, A^b 4fr, B^b

Both: Come what may, come what

Chords: C, F/C, C

may, I will love - you - un - til my

Chords: F/C, Am, C/G, F

dy ing - day.

rall.

Chords: C/G, G⁷, C

HL00352377



0 73999 52377 5

037230
 COME WHAT MAY S/S
 N/A
 P00352377
 RRP \$ 8.95
 GST INCL