

PART OF YOUR WORLD

Moderately bright

Lyrics by HOWARD ASHMAN
Music by ALAN MENKEN

B \flat **C/B \flat** **B \flat**

C/B \flat **B \flat** **C/B \flat**

B \flat **C/B \flat** **Am7**

Dm7 **F/G** **G7**

L.H.

Look at this stuff... Is - n't it neat?_

Would-n't you think _ my col - lec-tion's com-plete? Would-n't you think _ I'm the girl, _

the girl who has ev - 'ry - thing._

The musical score is presented in a standard piano format with a grand staff (treble and bass clefs) and guitar chord diagrams above the treble clef. The key signature is one flat (Bb) and the time signature is 4/4. The tempo/style is 'Moderately bright'. The score is divided into four systems, each with three measures. The first system shows the initial piano introduction with a left-hand part (L.H.) indicated. The second system begins with the vocal melody and piano accompaniment. The third and fourth systems continue the vocal line and piano accompaniment. Chord diagrams are provided for each measure, showing the fretting for the guitar. The lyrics are placed below the vocal line, with underscores indicating where the notes are held.

Bb



C/Bb



Bb



Look at this trove, — trea-sures un - told. — How man - y won - ders can

C/Bb



Am7



Dm7



one ca - vern hold? Look - ing a - round here you'd think, - sure, she's got

F/G



G7



Bbmaj7



ev - 'ry - thing. — I've got gad - gets and giz - mos a -

Am7



F/A



Dm7



F/G



G7



plen - ty. I've got who - zits and what - zits ga - lore. You want

 $B\flat$ maj7  Am7  F/A  Dm7

thing-a - ma-bobs, I've got twen - ty. But who cares? No big

 F/G  G7  B \flat /C  Am/C  B \flat /C  C7

deal. I want more.

 F  Am7  B \flat

I wan - na be ___ where the peo - ple are. I wan - na see ___ wan - na

a tempo

 B \flat /C  C  Dm  Am

see 'em dan - cin', walk - in' a - round_ on those, what - d - ya call_ 'em, oh

Bb/C

C

C7

F

feet. Flip-pin' your fins — you don't

F/A

Bb

Bb/C

C

get too far. — Legs are re - quired — for jump - in', danc - in'.

Dm

Am

F/A

Bb/C

Stroll - in' a - long — down the, what's that word a - gain, street.

C7

F

F/Eb

Up where they walk, up where they run, up where they

B \flat /D  B \flat m/D \flat  F/C 

stay all day in the sun. Wan - der - in' free, wish I could

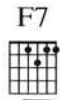
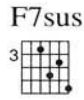
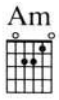
be part of that world. What would I

give if I could live out - ta these wa - ters.

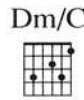
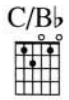
Dm  B \flat  C/B \flat 

What would I pay to spend a day warm on the

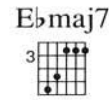
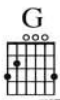
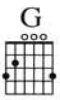
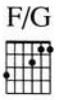




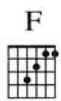
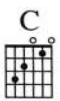
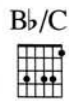
sand. Bet - cha on land they un - der -



stand. Bet they don't re - pri - mand - their daugh - ters. Bright young



wom - en, sick of swim - min', read - y to stand.



And read - y to know - what the peo - ple know.

a tempo

Bbmaj7

Bb/C

C7

Dm



Musical staff with melody and lyrics: Ask 'em my ques - tions and get some an - swers. What's a fire, _____ and

Ask 'em my ques - tions and get some an - swers. What's a fire, _____ and

Piano accompaniment for the first system, including treble and bass staves.

Am

F/A

Gm7

C7



Musical staff with melody and lyrics: why does it, what's the word, burn. When's _ it my

why does it, what's the word, burn. When's _ it my

Piano accompaniment for the second system, including treble and bass staves.

F

F/Eb

Bb/D



Musical staff with melody and lyrics: turn? Would - n't I love, love to ex - plore that shore up a -

turn? Would - n't I love, love to ex - plore that shore up a -

Piano accompaniment for the third system, including treble and bass staves.

Bbm/Db

F



Musical staff with melody and lyrics: bove, _____ out of the sea.

bove, _____ out of the sea.

Piano accompaniment for the fourth system, including treble and bass staves.

slower

Wish I could be part of that

This system contains the first two measures of the piece. The vocal line (treble clef) features a triplet of eighth notes in each measure. The piano accompaniment (treble and bass clefs) includes a triplet of eighth notes in the right hand and a sustained bass line in the left hand. Chord diagrams for Bb/C and C7 are provided above the staff.

world.

L.H. *a tempo*

This system contains the next two measures. The vocal line continues with a long note across the measures. The piano accompaniment features a steady eighth-note pattern in the right hand and a bass line in the left hand. Chord diagrams for Bb and C/Bb are shown above the staff.

C/Bb F

This system contains the next two measures. The piano accompaniment continues with eighth-note patterns. Chord diagrams for C/Bb and F are shown above the staff.

This system contains the final two measures of the piece. The piano accompaniment concludes with a final chord and a fermata. The bass line ends with a whole note.