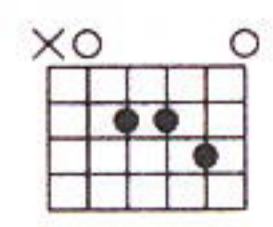


SPEED OF SOUND

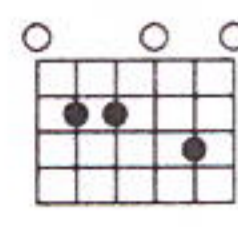
Words & Music by Guy Berryman, Jon Buckland, Will Champion & Chris Martin

♩ = 124


Asus⁴



Em⁷



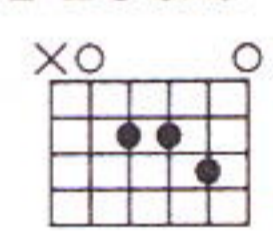
A major is (CH)



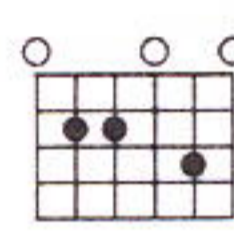
D



Asus⁴



Em⁷





D



A

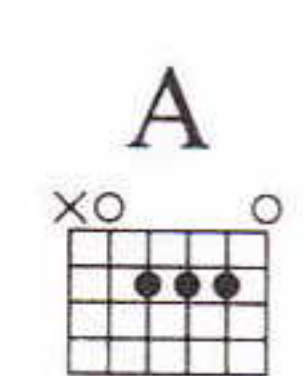


Em⁷



1. How long be - fore I get in, — be - fore it —
 2. Look up, I look up at night, — pla - nets are mov -
 3. I - deas that you'll ne - ver find, — all the in - ven -

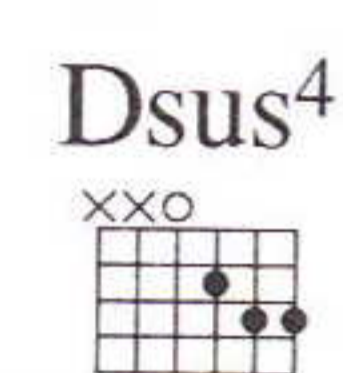




Musical staff with treble clef and key signature of two sharps (F# and C#). The melody consists of eighth and quarter notes.

— starts, be - fore I be - gin? — How long be - fore you de - cide, —
- ing at the speed of light. — Climb up, up in the trees, —
- tors could ne - ver de - sign — the build - ings that you put up, —

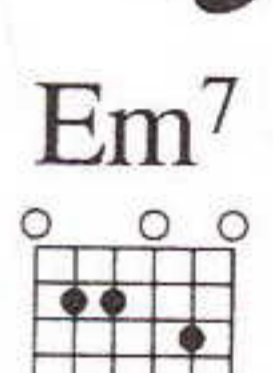
Musical staff with bass clef. The bass line consists of eighth notes.



Musical staff with treble clef and key signature of two sharps. The melody continues with eighth and quarter notes.

— be - fore I know — what it feels — like? — Where
— ev - 'ry chance that you get — is a chance you seize. — How
— Ja - pan and Chi - na all lit up. — A

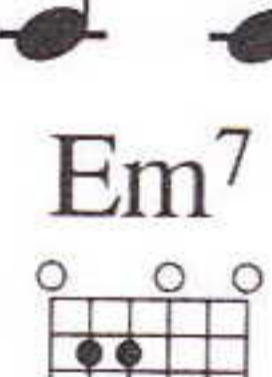
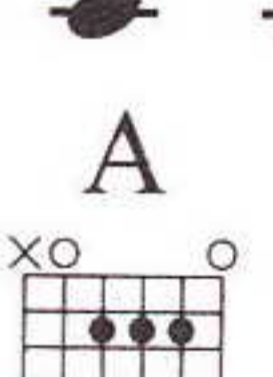
Musical staff with bass clef. The bass line continues with eighth notes.



Musical staff with treble clef and key signature of two sharps. The melody continues with eighth and quarter notes.

to, where do I go? — If you ne - ver try — then you'll ne - ver know. —
long am I gon - na stand — with my head stuck un - der the sand? —
sign that could - n't read, — or a light that I could - n't see. —

Musical staff with bass clef. The bass line continues with eighth notes.



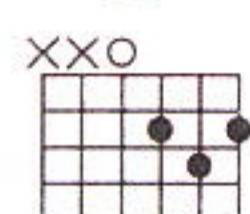
Musical staff with treble clef and key signature of two sharps. The melody continues with eighth and quarter notes.

— How long do I have to climb — up on the side —
— I'll start be - fore I can stop, — be - fore I see —
— Some things you have to be - lieve, — oth - ers are puz -

Musical staff with bass clef. The bass line continues with eighth notes.

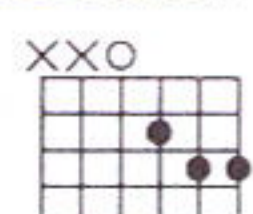
1.

D

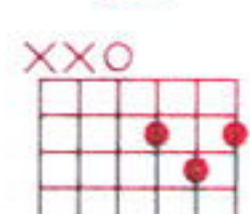


2, 3.

Dsus⁴

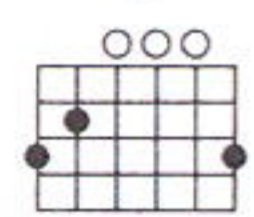


D

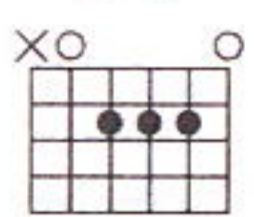


— of this moun-tain of mine?—
 — things the right way up.—
 - zles puz - zl - ing me.——

G



A

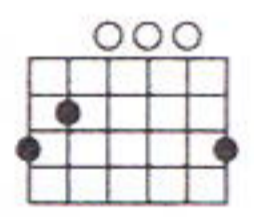


Bm⁷




All that noise— and all that sound.—

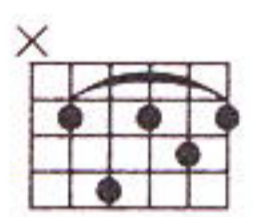
G



A



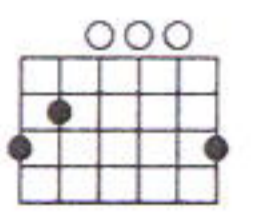
Bm⁷



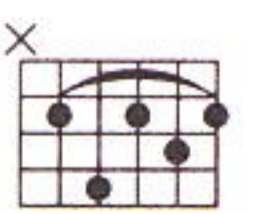
All those pla - ces I— got found.—

And

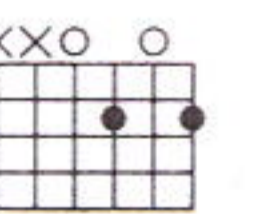
G



Bm⁷



D⁶




birds go fly - ing at the speed of sound— to show you how it all be - gan..


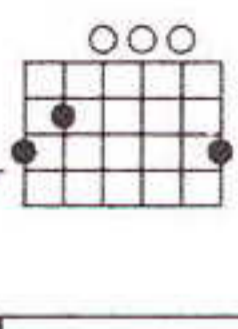

keep running quaver →


G  Bm 




Birds— came fly - ing from the un - der - ground,— if you could


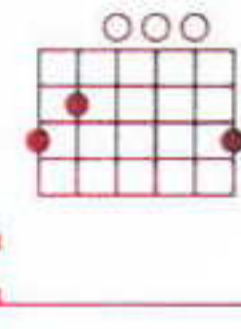

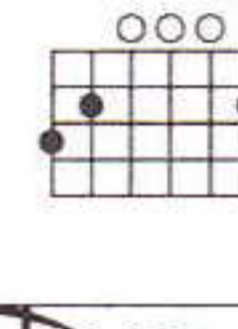



F#m7  G  *To Coda*  *D.S. al Coda*




see it then you'd un - der - stand.——

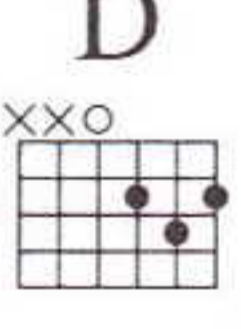



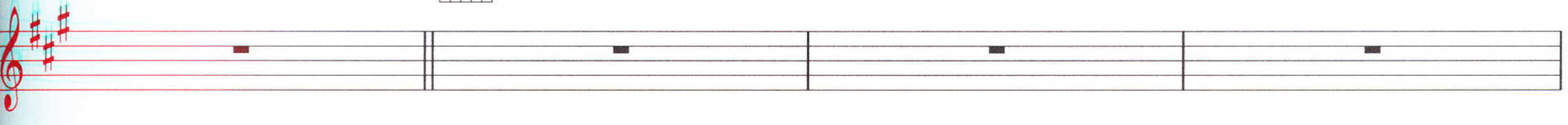
Coda  G  F#m7  Gmaj7 



Ah, when you see it then you'll un - der - stand.——



D  N.C.





Musical notation for the first system, including piano accompaniment and guitar chord diagrams for D, G, and A.

Vocal line: All those signs, — I knew what they

Musical notation for the second system, including piano accompaniment and guitar chord diagrams for Bm7, E7, and G.

Vocal line: meant. Some things you can't in - vent. Some get made.

Musical notation for the third system, including piano accompaniment and guitar chord diagrams for A, Bm7, and E7.

Vocal line: — and some_ get sent. — Ooh. — And

Musical notation for the fourth system, including piano accompaniment and guitar chord diagrams for A, Bm7, and E7.

G Bm D⁶

birds go fly - ing at the speed of sound_ to show you how it all be - gan. —

G Bm

Birds_ came fly - ing from the un - der - ground, - if you could

F[#]m G F[#]m

see it then you'd un - der - stand. — Ah, when you see it then you'll un - der - stand. —

G Gmaj⁹

Handwritten annotations: 'ye' (twice) with arrows pointing to notes in the melody.