

CLOUD NINE

* Gtr. tuned down 1/2 step in Drop D tuning:

- ⑥ = D^b ③ = G^b
- ⑤ = A^b ② = B^b
- ④ = D^b ① = E^b

Words by AMY LEE
Music by AMY LEE and TERRY BALSAMO

Moderate rock ♩ = 96

N.C.

Oh. _____ Oh. _____ 1. If you want to

mp

Detailed description: This system contains the first musical notation. It features a vocal line on a single staff and a piano accompaniment on two staves. The key signature has four flats (B-flat major/D-flat minor) and the time signature is 4/4. The tempo is marked 'Moderate rock' with a quarter note equal to 96 beats per minute. The vocal line begins with 'Oh.' followed by a long note, then another 'Oh.' followed by another long note, and then '1. If you want to'. The piano accompaniment starts with a 'N.C.' (no chord) marking. The piano part is marked 'mp' (mezzo-piano).

Verse 1:

live... let live... If you want to go... let go... I'm not a-fraid to

Detailed description: This system contains the first part of Verse 1. It features a vocal line on a single staff and a piano accompaniment on two staves. The key signature has four flats and the time signature is 4/4. The vocal line continues with 'live... let live... If you want to go... let go... I'm not a-fraid to'. The piano accompaniment continues with a steady bass line and chords.

dream... to sleep... sleep... for - ev - er...

Detailed description: This system contains the second part of Verse 1. It features a vocal line on a single staff and a piano accompaniment on two staves. The key signature has four flats and the time signature is 4/4. The vocal line continues with 'dream... to sleep... sleep... for - ev - er...'. The piano accompaniment continues with a steady bass line and chords.

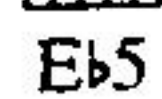
* Original recording utilizes a 7-string guitar. This arrangement has been adapted for 6-string.

Verse 2:

Guitar → E5



Piano → Eb5



2. I don't need to touch... the sky. — I just want to

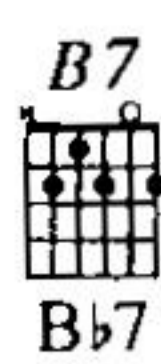
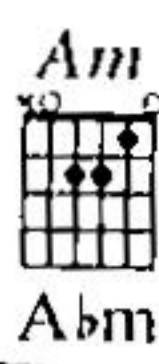
f

feel... this high. — Can you

re - fuse... to lift... me? Ooo.

Am Abm B5 Bb5 Em Ebm

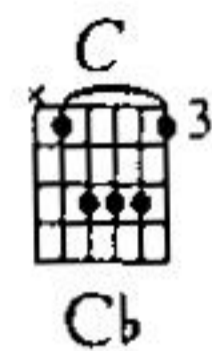
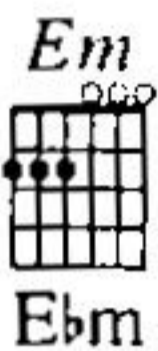
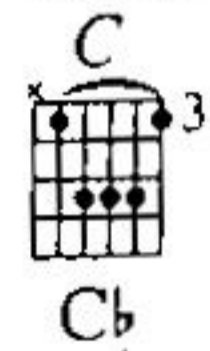
Guess it was - n't real... af - ter all,



oh. Guess it was - n't real all a - long. If

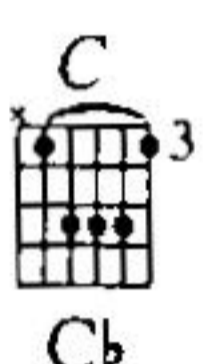
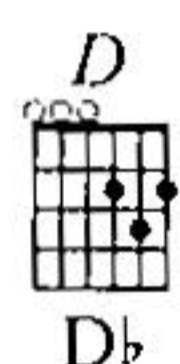
cresc.

Chorus 1:

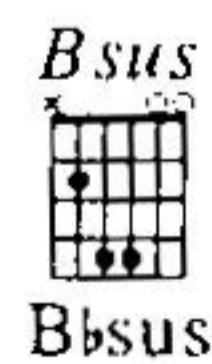
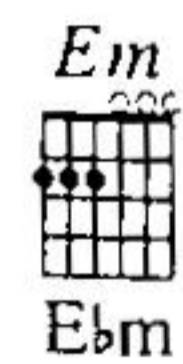


I fall and all is lost.

ff



it's where I be - long.



Oh.

3. If you want to live, let live. If you want to

mp

E5

 Eb5

go, let go. I'm nev-er gon-na be your sweet,

mf *f*

sweet sur - ren - der. Ooo.

Am

 Abm

B7

 Bb7

Em

 Ebm

Guess it was - n't real af - ter all,

Am

B7

Abm

Bb7

oh. Guess it was - n't real all a - long. If

Chorus 2 & 3:

C

Em

C

Cb

Ebm

Cb

I fall and all is lost..

ff

Em

A5

Em

Ebm

Ab5

Ebm

no light to lead the way..


B7

C

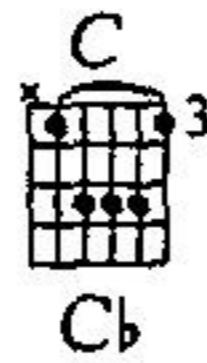
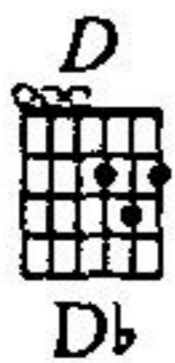
Bb7

Cb

re - mem ber



that all a lone is where.



To Coda \oplus Em

I be-long.

mp

Bridge:



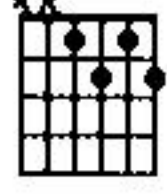
In a dream, will you give your

f



love to me? Beg my bro-

*E*dim7




Ddim7

ken heart to beat.

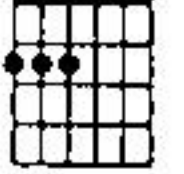
D.S. al Coda

*A*m



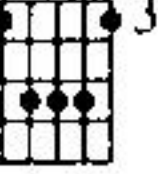
A♭m

*E*m



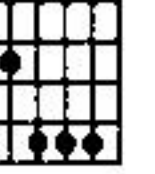
E♭m

C



C♭

B

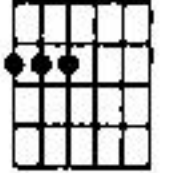


B♭

Save my life. Change my mind. If

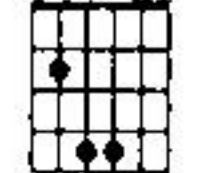
Coda

*E*m



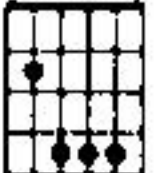
E♭m

*B*sus



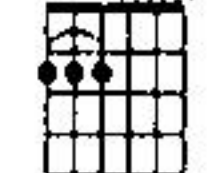
B♭sus

B



B♭

*E*5



E♭5

Oh.

Oh.