

# TONS OF RUNS

**For The  
Contemporary  
Pianist**

By Andy LaVerne

**TONS  
OF  
RUNS**

**For The Contemporary Pianist**

By Andy LaVerne

# **ACKNOWLEDGEMENTS**

*Thank you to:*

- All the musicians who have provided ideas both directly and indirectly.
- Carol Flamm, who coined the phrase "tons of runs."
- Stuart Isacoff for his encouragement, guidance, and patience.

# INTRODUCTION

**J**azz improvisation has been called an accelerated form of composition, because, although it is instantaneous, it draws on the same blend of theoretical techniques and intuitive musical instincts required for composition. It also involves a process similar to everyday conversation. And, as in the most articulate speech, improvisation improves when one's vocabulary is fortified.

That's where *Tons of Runs* can come in handy. It is a compendium of runs, licks, and lines found in the jazz vernacular: a vocabulary enhancer. Jazz melody consists of melodic motifs strung together to form longer phrases. The construction of these motifs is usually based on an underlying harmony. Stated simply, the lines are built on the chords—using chord tones, passing tones, resultant scales, and scale-tone chords in ever-varying mixtures. Along with this vocabulary, the jazz improviser also adds his or her aural instinct. At any point in an improvised solo, the soloist might play a run familiar to many musicians, which gives the listener as well as the player something to latch onto. This can be followed by a line created on the spot, which can be generated by hand position, or on the chord tones and/or scale tones, as a response to something someone else in the band just played, or as divine inspiration. The blend of these elements is what keeps a jazz solo vital and moving forward.

*Tons of Runs* is a collection of melodic motifs and phrases over a variety of chords and chord qualities. There are major chords, minor chords, half diminished and diminished chords, as well as various alterations. There are also progressions of ii-V-I in major and minor, cyclical progressions, and various cadences. All this is presented in a straight forward fashion, without analysis. As with much in music, analysis can come after the

fact. Of the myriad methods for using this volume, here are some suggestions which you might find useful:

- Leaf through the book from the beginning; when a run catches your ear, zoom in for closer inspection. Analyze it to see various components such as starting and ending notes, how the notes relate to the given chord (i.e., are they scale tones, and if so, what scale), how it uses chord tones, non-chord tones, chromatic tones, chord extensions, and chord alterations.
- Leaf through the book like a magazine, from back to front, then follow the same procedure as above.
- Start from somewhere in between, and go forward or back, or skip around.
- Start at the beginning, and follow through to the end. Go at a slow, comfortable pace. Mark your favorites, memorize them, and begin using these in your improvised solos.
- Use the book with a metronome; read through the runs without correcting errors. This can be valuable in increasing your sight reading skills. Start a slow tempo, and increase them gradually.
- Use the table of contents to access runs with specific phrase lengths, chord types and progressions in various categories. Then plug each run into specific chords in tunes.
- You will notice that each run appears in three different keys. The different sonorities will be apparent when you play them. When you come across a run you really like, transpose it to all the other tonal centers. Concentrate on that one run, until you have it down in all keys. Then you will be able to use it in any playing situation.
- Fingering is indicated in the trickiest places. These are merely suggestions; you might be able to come up with something more comfortable and negotiable that fits your hand

and technique. It is an important part of the improvisatory process to be able to finger "on the fly," simply because improvisation is spontaneous and there is no time to pre-finger any given phrase. Here's a hint: consider the shape of the run and whether it goes up or down. See how many notes you can play while the hand is in one position.

- You'll notice that there are more dominant seventh runs than any other type in this collection. Many are based on the symmetric diminished scale (Whole Step-Half Step-Whole Step-Half Step, etc.). You can expand the application of these runs by applying them to major seventh chords (substitute a diminished seventh for the major seventh built on the same root). Apply them also to minor chords (ii in a ii-V progression) and to half diminished chords (the iib5 in a iib5-V progression).
- You can also expand the application of many of these runs by applying them to different chords. For example, take a run over C minor 7; play the exact same notes, but

over an Ab minor 7. You are now playing out of the tonality, but in a uniform and related manner, not as an arbitrary choice of notes. Use this technique to weave in and out of tonalities; it will give your playing a greater degree of tension and release.

- Change a note by a half step or a whole step; go up instead of down, displace a rhythm. This will personalize a run, and make it unique to your style.
- If you've had little experience in improvisation, take a tune and pick a run for each chord in the tune. Consult the Handbook of Chord Substitutions (also published by Ekay Music) for tunes and progressions. Write out a chorus or two in this manner, and you have just "improvised" your first solo!

To sum up, use any window you can find to get into this collection. These runs can stand alone, or can be used as a springboard for your own melodic creations. In any case, there is no substitute for time spent practicing your craft.

# TABLE OF CONTENTS

<b>Introduction</b> .....	5
<b>Keyboard Runs:</b>	
For Dominant 7th Chords .....	7
For Major 7th or 6/9 Chords .....	76
For Minor 7th With Extensions .....	85
For Suspended Chords .....	98
For ii-V and ii-V-I Progressions .....	105
For Altered Dominant 7th Chords .....	125
For Altered Major 7th Chords .....	136
For Combinations Of Chord Qualities .....	149
 <b>About Andy LaVerne</b> .....	 157

# DOMINANT 7TH

A<sup>7</sup>

Musical staff for A<sup>7</sup> chord. The melody starts on G4 (fingering 1), moves to A4, B4, C5, then descends to B4, A4, G4 (fingering 2).

B<sup>b</sup>7

Musical staff for B<sup>b</sup>7 chord. The melody starts on B3, moves to C4, D4, E4, then descends to D4, C4, B3.

E7

Musical staff for E7 chord. The melody starts on E4, moves to F#4, G4, A4, then descends to G4, F#4, E4.

D<sup>9</sup><sub>5</sub>

Musical staff for D<sup>9</sup><sub>5</sub> chord. The melody starts on D4, moves to E4, F#4, G4, then descends to F#4, E4, D4.

E<sup>b</sup>9

Musical staff for E<sup>b</sup>9 chord. The melody starts on E3, moves to F4, G4, A4, then descends to G4, F4, E3.

A<sup>9</sup>

Musical staff for A<sup>9</sup> chord. The melody starts on A3, moves to B4, C5, D5, then descends to C5, B4, A3.

for: C<sup>7</sup> A<sup>7</sup> E<sup>b</sup>7 F<sup>#</sup>7 chords

Musical staff for C<sup>7</sup>, A<sup>7</sup>, E<sup>b</sup>7, F<sup>#</sup>7 chords. The melody starts on C4 (fingering 2), moves to D4, E4, F4, then descends to E4, D4, C4.

for: D<sup>b</sup>7 E7 G7 B<sup>b</sup>7 chords

Musical staff for D<sup>b</sup>7, E7, G7, B<sup>b</sup>7 chords. The melody starts on D3, moves to E4, F4, G4, then descends to F4, E4, D3.

for: D7 F7 A<sup>b</sup>7 B7 chords

Musical staff for D7, F7, A<sup>b</sup>7, B7 chords. The melody starts on D3 (fingering 1), moves to E4, F4, G4, then descends to F4, E4, D3.



C7

F7

G7

F7

A7

D<sup>b</sup>7

for: C7 A7 Eb7 F#7 chords

for: D<sup>b</sup>7 B<sup>b</sup>7 E7 G7 chords

for: D7 B7 F7 G#7 chords

C7

E7

A7

1 2 3 5

F7

E7

B<sup>b</sup>7

5 3 1 5 4 2 5 3 1

C7

F#7

E7

2 1 3 5

1 2 3 5

C<sup>7</sup>  
5 4 3

D<sup>b</sup>7

E<sup>7</sup>

F<sup>7</sup>  
5 4 2 1 3 4 2

B<sup>7</sup>

D<sup>7</sup>

F<sup>7</sup>  
5 3 2 5 1

B<sup>b</sup>7

A<sup>b</sup>7

F7

C7

G7

for: C7 Eb7 Gb7 A7 chords

for: Db7 E7 G7 Bb7 chords

for: D7 F7 Ab7 B7 chords

for: F7 Ab7 B7 D7 chords

for: Bb7 A7 C7 Eb7 chords

for: G7 Bb7 C#7 E7 chords

for: D7 F7 A<sup>b</sup>7 B7 chords

for: E<sup>b</sup>7 G<sup>b</sup>7 A7 C7 chords

for: E7 G7 B<sup>b</sup>7 D<sup>b</sup>7 chords

C7

D7

E7

C7

F#7

E<sup>b</sup>7

Cm7 *r.h. 3* *r.h. 3*  
*l.h. 3* *r.h. 3* *r.h. 3* *l.h. 3*  
 Em7 *r.h. 3* *r.h. 3* *l.h. 3*  
*l.h. 3* *r.h. 3* *r.h. 3* *l.h. 3*  
 G#m7 *l.h. 3* *l.h. 3*

for: C7 A7 Gb7 Eb7 chords

for: Db7 Bb7 G7 E7 chords

for: D7 B7 Ab7 F7 chords

C7

Bb7

F7

Db7

C7

B7

for: Bb7 Db7 E7 G7 chords

for: Ab7 B7 F7 D7 chords

for: C7 Eb7 Gb7 A7 chords

for: C7 A7 Gb7 Eb7 chords

for: Db7 Bb7 G7 E7 chords

for: D7 B7 Ab7 F7 chords

for: C7 A7 G<sup>b</sup>7 E<sup>b</sup>7 chords

A musical staff in treble clef showing a sequence of eighth notes. The notes are: C4 (fingering 1), C#4 (fingering 2), G4 (fingering 3), F#4 (fingering 2), F4 (fingering 1), E4 (fingering 3), D4 (fingering 1), D#4 (fingering 2), and E4 (fingering 3). The notes are grouped into three triplets: (C4, C#4, G4), (F#4, F4, E4), and (D4, D#4, E4).

for: D<sup>b</sup>7 B<sup>b</sup>7 G7 E7 chords

A musical staff in treble clef showing a sequence of eighth notes. The notes are: B3 (fingering 2), Bb3 (fingering 1), G3 (fingering 3), F3 (fingering 1), F#3 (fingering 2), G3 (fingering 3), A3 (fingering 1), Ab3 (fingering 2), and G3 (fingering 3). The notes are grouped into three triplets: (B3, Bb3, G3), (F3, F#3, G3), and (A3, Ab3, G3).

for: D7 B7 Ab7 F7 chords

A musical staff in treble clef showing a sequence of eighth notes. The notes are: D4 (fingering 1), D#4 (fingering 2), B4 (fingering 3), Ab4 (fingering 2), A4 (fingering 1), G4 (fingering 3), F4 (fingering 1), F#4 (fingering 2), and G4 (fingering 3). The notes are grouped into three triplets: (D4, D#4, B4), (Ab4, A4, G4), and (F4, F#4, G4).

A musical staff in treble clef showing a sequence of eighth notes for a C7 chord. The notes are: C4, C#4, G4, F#4, F4, E4, D4, D#4, and E4. The notes are grouped into three triplets: (C4, C#4, G4), (F#4, F4, E4), and (D4, D#4, E4).

A musical staff in treble clef showing a sequence of eighth notes for an F7 chord. The notes are: F4, F#4, C5, B4, Bb4, A4, G4, G#4, and A4. The notes are grouped into three triplets: (F4, F#4, C5), (B4, Bb4, A4), and (G4, G#4, A4).

A musical staff in treble clef showing a sequence of eighth notes for a G7 chord. The notes are: G4, G#4, D5, C#5, C5, B4, A4, Ab4, and B4. The notes are grouped into three triplets: (G4, G#4, D5), (C#5, C5, B4), and (A4, Ab4, B4).

A musical staff in treble clef showing a sequence of eighth notes for an F7 chord. The notes are: F4, F#4, C5, B4, Bb4, A4, G4, G#4, and A4. The notes are grouped into three triplets: (F4, F#4, C5), (B4, Bb4, A4), and (G4, G#4, A4).

A musical staff in treble clef showing a sequence of eighth notes for a Bb7 chord. The notes are: Bb4, Bb4, F5, Eb5, Eb5, D4, C4, C#4, and D4. The notes are grouped into three triplets: (Bb4, Bb4, F5), (Eb5, Eb5, D4), and (C4, C#4, D4).

A musical staff in treble clef showing a sequence of eighth notes for a C7 chord. The notes are: C4, C#4, G4, F#4, F4, E4, D4, D#4, and E4. The notes are grouped into three triplets: (C4, C#4, G4), (F#4, F4, E4), and (D4, D#4, E4).



B $\flat$ 7

3

Detailed description: A single musical staff in treble clef with a key signature of two flats (Bb and Eb). The first measure contains a triplet of eighth notes: Bb4, Ab4, and Gb4. The second measure contains a quarter note F4. The third measure contains a quarter note E4. The fourth measure contains a half note D4.

A $\flat$ 7

3

Detailed description: A single musical staff in treble clef with a key signature of two flats (Bb and Eb). The first measure contains a triplet of eighth notes: Ab4, Gb4, and F4. The second measure contains a quarter note Eb4. The third measure contains a quarter note D4. The fourth measure contains a half note C4.

A7

3

Detailed description: A single musical staff in treble clef with a key signature of one sharp (F#). The first measure contains a triplet of eighth notes: A4, G#4, and F#4. The second measure contains a quarter note E4. The third measure contains a quarter note D4. The fourth measure contains a half note C4.

B $\flat$ 7

3

Detailed description: A single musical staff in treble clef with a key signature of two flats (Bb and Eb). The first measure contains a triplet of eighth notes: Bb4, Ab4, and Gb4. The second measure contains a quarter note F4. The third measure contains a quarter note E4. The fourth measure contains a half note D4.

C7

3

Detailed description: A single musical staff in treble clef with a key signature of one flat (Bb). The first measure contains a triplet of eighth notes: C4, Bb3, and Ab3. The second measure contains a quarter note G3. The third measure contains a quarter note F3. The fourth measure contains a half note E3.

G7

3

Detailed description: A single musical staff in treble clef with a key signature of one flat (Bb). The first measure contains a triplet of eighth notes: G4, F#4, and F4. The second measure contains a quarter note Eb4. The third measure contains a quarter note D4. The fourth measure contains a half note C4.

D7

3 2 1 2 3

Detailed description: A single musical staff in treble clef with a key signature of two sharps (F# and C#). The first measure contains a triplet of eighth notes with fingerings 3, 2, and 1: D5, C#5, and B4. The second measure contains a quarter note A4 with a fingering of 2. The third measure contains a quarter note G4 with a fingering of 1. The fourth measure contains a half note F#4 with a fingering of 2. The fifth measure contains a triplet of eighth notes with a fingering of 3: E4, D4, and C4.

E7

Detailed description: A single musical staff in treble clef with a key signature of one sharp (F#). The first measure contains a triplet of eighth notes: E4, D#4, and C#4. The second measure contains a quarter note B4. The third measure contains a quarter note A4. The fourth measure contains a half note G4.

B7

Detailed description: A single musical staff in treble clef with a key signature of two sharps (F# and C#). The first measure contains a triplet of eighth notes: B4, A#4, and G#4. The second measure contains a quarter note F#4. The third measure contains a quarter note E4. The fourth measure contains a half note D4.

A7

C7

F#7

D7

F7

Ab7

G7

A7

E7

for: C<sup>7</sup> A<sup>7</sup> G<sup>b7</sup> E<sup>b7</sup> chords



for: D<sup>7</sup> B<sup>7</sup> A<sup>b7</sup> F<sup>7</sup> chords



for: B<sup>b7</sup> G<sup>7</sup> E<sup>7</sup> D<sup>b7</sup> chords



for: C<sup>7</sup> A<sup>7</sup> G<sup>b7</sup> E<sup>b7</sup> chords



for: D<sup>7</sup> B<sup>7</sup> A<sup>b7</sup> F<sup>7</sup> chords



for: B<sup>b7</sup> G<sup>7</sup> E<sup>7</sup> D<sup>b7</sup> chords



for: C<sup>7</sup> A<sup>7</sup> G<sup>b7</sup> E<sup>b7</sup> chords



for: D<sup>7</sup> B<sup>7</sup> A<sup>b7</sup> F<sup>7</sup> chords



for: B<sup>b7</sup> G<sup>7</sup> E<sup>7</sup> D<sup>b7</sup> chords



for: C7 A7 Gb7 Eb7 chords

Musical notation for the first system, showing a sequence of four chords: C7, A7, Gb7, and Eb7. The notes are marked with fingerings 1, 2, 3, and 5.

for: D7 B7 Ab7 F7 chords

Musical notation for the second system, showing a sequence of four chords: D7, B7, Ab7, and F7.

for: Bb7 G7 E7 Db7 chords

Musical notation for the third system, showing a sequence of four chords: Bb7, G7, E7, and Db7.

for: C7 A7 Gb7 Eb7 chords

Musical notation for the fourth system, showing a sequence of four chords: C7, A7, Gb7, and Eb7. The notes are marked with a '5' above them.

for: D7 B7 Ab7 F7 chords

Musical notation for the fifth system, showing a sequence of four chords: D7, B7, Ab7, and F7.

for: Bb7 G7 E7 Db7 chords

Musical notation for the sixth system, showing a sequence of four chords: Bb7, G7, E7, and Db7.

for: C7 A7 Gb7 Eb7 chords

Musical notation for the seventh system, showing a sequence of four chords: C7, A7, Gb7, and Eb7. The notes are marked with fingerings 1, 2, 1, 4.

for: D7 B7 Ab7 F7 chords

Musical notation for the eighth system, showing a sequence of four chords: D7, B7, Ab7, and F7. The notes are marked with fingerings 2, 1, 2, 4.

for: Bb7 G7 E7 Db7 chords

Musical notation for the ninth system, showing a sequence of four chords: Bb7, G7, E7, and Db7.

for: C<sup>7</sup> A<sup>7</sup> G<sup>b7</sup> E<sup>b7</sup> chords



for: D<sup>7</sup> B<sup>7</sup> A<sup>b7</sup> F<sup>7</sup> chords



for: B<sup>b7</sup> G<sup>7</sup> E<sup>7</sup> D<sup>b7</sup> chords



for: C<sup>7</sup> A<sup>7</sup> G<sup>b7</sup> E<sup>b7</sup> chords



for: D<sup>7</sup> B<sup>7</sup> A<sup>b7</sup> F<sup>7</sup> chords



for: B<sup>b7</sup> G<sup>7</sup> E<sup>7</sup> D<sup>b7</sup> chords



for: C<sup>7</sup> A<sup>7</sup> G<sup>b7</sup> E<sup>b7</sup> chords



for: D<sup>7</sup> B<sup>7</sup> A<sup>b7</sup> F<sup>7</sup> chords



for: B<sup>b7</sup> G<sup>7</sup> E<sup>7</sup> D<sup>b7</sup> chords



for: C<sup>7</sup> A<sup>7</sup> G<sup>b7</sup> E<sup>b7</sup> chords

Musical staff showing a sequence of chords: C<sup>7</sup>, A<sup>7</sup>, G<sup>b7</sup>, and E<sup>b7</sup>. The notes are: C<sup>7</sup> (C, E<sup>b</sup>, G, B<sup>b</sup>), A<sup>7</sup> (A, C, E, G<sup>b</sup>), G<sup>b7</sup> (G<sup>b</sup>, B<sup>b</sup>, D<sup>b</sup>, F), and E<sup>b7</sup> (E<sup>b</sup>, G<sup>b</sup>, B<sup>b</sup>, D). Fingerings are indicated: 1-2-5 for C<sup>7</sup>, 1-2-5 for A<sup>7</sup>, and 3 for G<sup>b7</sup> and E<sup>b7</sup>.

for: D<sup>7</sup> B<sup>7</sup> A<sup>b7</sup> F<sup>7</sup> chords

Musical staff showing a sequence of chords: D<sup>7</sup>, B<sup>7</sup>, A<sup>b7</sup>, and F<sup>7</sup>. The notes are: D<sup>7</sup> (D, F, A, C<sup>b</sup>), B<sup>7</sup> (B, D, F, A<sup>b</sup>), A<sup>b7</sup> (A<sup>b</sup>, C<sup>b</sup>, E<sup>b</sup>, G), and F<sup>7</sup> (F, A, C, E<sup>b</sup>). Fingerings are indicated: 3 for D<sup>7</sup>, and 3 for B<sup>7</sup>, A<sup>b7</sup>, and F<sup>7</sup>.

for: B<sup>b7</sup> G<sup>7</sup> E<sup>7</sup> D<sup>b7</sup> chords

Musical staff showing a sequence of chords: B<sup>b7</sup>, G<sup>7</sup>, E<sup>7</sup>, and D<sup>b7</sup>. The notes are: B<sup>b7</sup> (B<sup>b</sup>, D<sup>b</sup>, F, A), G<sup>7</sup> (G, B, D, F), E<sup>7</sup> (E, G, B, D), and D<sup>b7</sup> (D<sup>b</sup>, F, A, C). Fingerings are indicated: 3 for B<sup>b7</sup>, G<sup>7</sup>, and E<sup>7</sup>, and 3 for D<sup>b7</sup>.

Musical staff showing a sequence of notes for B<sup>b7</sup> (B<sup>b</sup>, D<sup>b</sup>, F, A). Fingerings are indicated: 5 for B<sup>b</sup>, 1 for D<sup>b</sup>, and 3 for F and A.

Musical staff showing a sequence of notes for A<sup>7</sup> (A, C, E, G<sup>b</sup>). Fingerings are indicated: 1 for A, 2 for C, 3 for E, and 4 for G<sup>b</sup>.

Musical staff showing a sequence of notes for E<sup>b7</sup> (E<sup>b</sup>, G<sup>b</sup>, B<sup>b</sup>, D). Fingerings are indicated: 1 for E<sup>b</sup>, 2 for G<sup>b</sup>, 3 for B<sup>b</sup>, and 4 for D.

Musical staff showing a sequence of notes for F<sup>7</sup> (F, A, C, E<sup>b</sup>). Fingerings are indicated: 3 for F, 4 for A, 5 for C, and 1 for E<sup>b</sup>.

Musical staff showing a sequence of notes for G<sup>7</sup> (G, B, D, F). Fingerings are indicated: 3 for G, 4 for B, 5 for D, and 1 for F.

Musical staff showing a sequence of notes for D<sup>7</sup> (D, F, A, C<sup>b</sup>). Fingerings are indicated: 3 for D, 4 for F, 5 for A, and 1 for C<sup>b</sup>.

C7

3 5 2 1

A<sup>b</sup>7

D<sup>b</sup>7

F7

1 5 1 5

E7

A7

G7

5 1 3 2 1

A7

D<sup>b</sup>7

2 1 3 1

F7

B<sup>b</sup>7

E7

F7

G7

B<sup>b</sup>7

for: F7 A<sup>b</sup>7 B7 D7 chords

for: G7 B<sup>b</sup>7 D<sup>b</sup>7 E7 chords

for: E7 G7 B<sup>b</sup>7 D<sup>b</sup>7 chords



for: B<sup>7</sup> A<sup>b7</sup> F<sub>3</sub><sup>7</sup> D<sup>7</sup> chords

A musical staff in treble clef showing a sequence of four dominant 7th chords: B<sup>7</sup>, A<sup>b7</sup>, F<sub>3</sub><sup>7</sup>, and D<sup>7</sup>. The notes are: B<sup>7</sup> (B, D, F, A), A<sup>b7</sup> (A, C, E<sup>b</sup>, G), F<sub>3</sub><sup>7</sup> (F, A, C, E<sup>b</sup>), and D<sup>7</sup> (D, F, A, C). The notes are grouped into triplets with fingerings 5, 3, 1, 3, 3, 3, 3, 3.

for: C<sup>7</sup> A<sup>7</sup> G<sup>b7</sup> E<sup>b7</sup> chords

A musical staff in treble clef showing a sequence of four dominant 7th chords: C<sup>7</sup>, A<sup>7</sup>, G<sup>b7</sup>, and E<sup>b7</sup>. The notes are: C<sup>7</sup> (C, E, G, B<sup>b</sup>), A<sup>7</sup> (A, C, E, G), G<sup>b7</sup> (G<sup>b</sup>, B<sup>b</sup>, D<sup>b</sup>, F), and E<sup>b7</sup> (E<sup>b</sup>, G<sup>b</sup>, B<sup>b</sup>, D). The notes are grouped into triplets with fingerings 3, 3, 3, 3, 3, 3, 3, 3.

for: B<sup>b7</sup> G<sup>7</sup> E<sup>7</sup> D<sup>b7</sup> chords

A musical staff in treble clef showing a sequence of four dominant 7th chords: B<sup>b7</sup>, G<sup>7</sup>, E<sup>7</sup>, and D<sup>b7</sup>. The notes are: B<sup>b7</sup> (B<sup>b</sup>, D, F, A), G<sup>7</sup> (G, B, D, F), E<sup>7</sup> (E, G, B, D), and D<sup>b7</sup> (D<sup>b</sup>, F, A, C). The notes are grouped into triplets with fingerings 3, 3, 3, 3, 3, 3, 3, 3.

for: G<sup>7</sup> B<sup>b7</sup> D<sup>b7</sup> E<sup>7</sup> chords

A musical staff in treble clef showing a sequence of four dominant 7th chords: G<sup>7</sup>, B<sup>b7</sup>, D<sup>b7</sup>, and E<sup>7</sup>. The notes are: G<sup>7</sup> (G, B, D, F), B<sup>b7</sup> (B<sup>b</sup>, D, F, A), D<sup>b7</sup> (D<sup>b</sup>, F, A, C), and E<sup>7</sup> (E, G, B, D). The notes are grouped into triplets with fingerings 1, 2, 5, 3, 3, 3, 3, 3.

for: A<sup>7</sup> C<sup>7</sup> E<sup>b7</sup> F<sup>#7</sup> chords

A musical staff in treble clef showing a sequence of four dominant 7th chords: A<sup>7</sup>, C<sup>7</sup>, E<sup>b7</sup>, and F<sup>#7</sup>. The notes are: A<sup>7</sup> (A, C, E, G), C<sup>7</sup> (C, E, G, B<sup>b</sup>), E<sup>b7</sup> (E<sup>b</sup>, G<sup>b</sup>, B<sup>b</sup>, D), and F<sup>#7</sup> (F<sup>#</sup>, A, C, E). The notes are grouped into triplets with fingerings 3, 3, 3, 3, 3, 3, 3, 3.

for: F<sup>7</sup> A<sup>b7</sup> B<sup>7</sup> D<sup>7</sup> chords

A musical staff in treble clef showing a sequence of four dominant 7th chords: F<sup>7</sup>, A<sup>b7</sup>, B<sup>7</sup>, and D<sup>7</sup>. The notes are: F<sup>7</sup> (F, A, C, E<sup>b</sup>), A<sup>b7</sup> (A, C, E<sup>b</sup>, G), B<sup>7</sup> (B, D, F, A), and D<sup>7</sup> (D, F, A, C). The notes are grouped into triplets with fingerings 3, 3, 3, 3, 3, 3, 3, 3.

for: G<sup>7</sup> B<sup>b7</sup> D<sup>b7</sup> E<sup>7</sup> chords

A musical staff in treble clef showing a sequence of four dominant 7th chords: G<sup>7</sup>, B<sup>b7</sup>, D<sup>b7</sup>, and E<sup>7</sup>. The notes are: G<sup>7</sup> (G, B, D, F), B<sup>b7</sup> (B<sup>b</sup>, D, F, A), D<sup>b7</sup> (D<sup>b</sup>, F, A, C), and E<sup>7</sup> (E, G, B, D). The notes are grouped into triplets with fingerings 3, 3, 3, 3, 3, 3, 3, 3.

for: G<sup>b7</sup> A<sup>7</sup> C<sup>7</sup> E<sup>b7</sup> chords

A musical staff in treble clef showing a sequence of four dominant 7th chords: G<sup>b7</sup>, A<sup>7</sup>, C<sup>7</sup>, and E<sup>b7</sup>. The notes are: G<sup>b7</sup> (G<sup>b</sup>, B<sup>b</sup>, D<sup>b</sup>, F), A<sup>7</sup> (A, C, E, G), C<sup>7</sup> (C, E, G, B<sup>b</sup>), and E<sup>b7</sup> (E<sup>b</sup>, G<sup>b</sup>, B<sup>b</sup>, D). The notes are grouped into triplets with fingerings 3, 3, 3, 3, 3, 3, 3, 3.

for: F<sup>7</sup> A<sup>b7</sup> B<sup>7</sup> D<sup>7</sup> chords

A musical staff in treble clef showing a sequence of four dominant 7th chords: F<sup>7</sup>, A<sup>b7</sup>, B<sup>7</sup>, and D<sup>7</sup>. The notes are: F<sup>7</sup> (F, A, C, E<sup>b</sup>), A<sup>b7</sup> (A, C, E<sup>b</sup>, G), B<sup>7</sup> (B, D, F, A), and D<sup>7</sup> (D, F, A, C). The notes are grouped into triplets with fingerings 3, 3, 3, 3, 3, 3, 3, 3.

for: C<sup>7</sup> E<sup>b</sup>7 G<sup>b</sup>7 A<sup>7</sup> chords

Musical staff showing a sequence of four chords: C<sup>7</sup>, E<sup>b</sup>7, G<sup>b</sup>7, and A<sup>7</sup>. The notes are: C<sup>7</sup> (F, G, A, B, C), E<sup>b</sup>7 (D, E, F, G, A), G<sup>b</sup>7 (F, G, A, B, C), and A<sup>7</sup> (G, A, B, C, D). Fingerings are indicated by numbers 1-5 above the notes. Triplet markings (3) are placed under the first three notes of each chord.

for: D<sup>7</sup> F<sup>7</sup> A<sup>b</sup>7 B<sup>7</sup> chords

Musical staff showing a sequence of four chords: D<sup>7</sup>, F<sup>7</sup>, A<sup>b</sup>7, and B<sup>7</sup>. The notes are: D<sup>7</sup> (C, D, E, F, G), F<sup>7</sup> (E, F, G, A, B), A<sup>b</sup>7 (G, A, B, C, D), and B<sup>7</sup> (A, B, C, D, E). Fingerings are indicated by numbers 1-5 above the notes. Triplet markings (3) are placed under the first three notes of each chord.

for: B<sup>b</sup>7 D<sup>b</sup>7 E<sup>7</sup> G<sup>7</sup> chords

Musical staff showing a sequence of four chords: B<sup>b</sup>7, D<sup>b</sup>7, E<sup>7</sup>, and G<sup>7</sup>. The notes are: B<sup>b</sup>7 (A, B, C, D, E), D<sup>b</sup>7 (C, D, E, F, G), E<sup>7</sup> (D, E, F, G, A), and G<sup>7</sup> (F, G, A, B, C). Fingerings are indicated by numbers 1-5 above the notes. Triplet markings (3) are placed under the first three notes of each chord.

for: C<sup>7</sup> E<sup>b</sup>7 G<sup>b</sup>7 A<sup>7</sup> chords

Musical staff showing a sequence of four chords: C<sup>7</sup>, E<sup>b</sup>7, G<sup>b</sup>7, and A<sup>7</sup>. The notes are: C<sup>7</sup> (F, G, A, B, C), E<sup>b</sup>7 (D, E, F, G, A), G<sup>b</sup>7 (F, G, A, B, C), and A<sup>7</sup> (G, A, B, C, D). Fingerings are indicated by numbers 1-5 above the notes. Triplet markings (3) are placed under the first three notes of each chord.

for: B<sup>7</sup> D<sup>7</sup> F<sup>7</sup> A<sup>b</sup>7 chords

Musical staff showing a sequence of four chords: B<sup>7</sup>, D<sup>7</sup>, F<sup>7</sup>, and A<sup>b</sup>7. The notes are: B<sup>7</sup> (A, B, C, D, E), D<sup>7</sup> (C, D, E, F, G), F<sup>7</sup> (E, F, G, A, B), and A<sup>b</sup>7 (G, A, B, C, D). Fingerings are indicated by numbers 1-5 above the notes. Triplet markings (3) are placed under the first three notes of each chord.

for: D<sup>b</sup>7 E<sup>7</sup> G<sup>7</sup> B<sup>b</sup>7 chords

Musical staff showing a sequence of four chords: D<sup>b</sup>7, E<sup>7</sup>, G<sup>7</sup>, and B<sup>b</sup>7. The notes are: D<sup>b</sup>7 (C, D, E, F, G), E<sup>7</sup> (D, E, F, G, A), G<sup>7</sup> (F, G, A, B, C), and B<sup>b</sup>7 (A, B, C, D, E). Fingerings are indicated by numbers 1-5 above the notes. Triplet markings (3) are placed under the first three notes of each chord.

Musical staff for G<sup>7</sup> chord. Notes: F, G, A, B, C. Triplet marking (3) under the first three notes.

Musical staff for A<sup>7</sup> chord. Notes: G, A, B, C, D. Triplet marking (3) under the first three notes.

Musical staff for E<sup>7</sup> chord. Notes: D, E, F, G, A. Triplet marking (3) under the first three notes.

E<sup>b</sup>7  
5

3 1 3 1

C7

3 2 1 2

F7

for: C7 A7 E<sup>b</sup>7 F<sup>#</sup>7 chords

1 5 3 1 2

for: B<sup>b</sup>7 G7 D<sup>b</sup>7 E7 chords

3 1 3 2

for: B7 A<sup>b</sup>7 D7 F7 chords

C7  
5

5 1 3 5

F7

E7

5 2 1 5 2 1

C7

Musical staff for C7 chord. The notes are G4, A4, Bb4, C5, D5, E5. Fingering: 4, 5, 2.

Bb7

Musical staff for Bb7 chord. The notes are Bb4, C5, D5, Eb5, F5, G5.

A7

Musical staff for A7 chord. The notes are A4, B4, C#4, D5, E5, F#5.

C7

Musical staff for C7 chord. The notes are G4, A4, Bb4, C5, D5, E5. Fingering: 3, 5, 1.

F7

Musical staff for F7 chord. The notes are F4, G4, Ab4, Bb4, C5, D5.

Bb7

Musical staff for Bb7 chord. The notes are Bb4, C5, D5, Eb5, F5, G5.

C7

Musical staff for C7 chord. The notes are G4, A4, Bb4, C5, D5, E5. Fingering: 5, 1, 5.

Ab7

Musical staff for Ab7 chord. The notes are Ab4, Bb4, C5, Db5, Eb5, F5.

Gb7

Musical staff for Gb7 chord. The notes are Gb4, Ab4, Bb4, C5, Db5, Eb5.

for: F<sup>7</sup> A<sup>b7</sup> B<sup>7</sup> D<sup>7</sup> chords

Musical notation for F<sup>7</sup> A<sup>b7</sup> B<sup>7</sup> D<sup>7</sup> chords. The notation is on a single treble clef staff. It features a sequence of eighth notes with slurs and fingering numbers (1, 2, 3, 5) above them. The notes are: F4, A4, B4, C5, B4, A4, G4, F4. The right hand (r.h.) plays the notes from F4 to C5, and the left hand (l.h.) plays the notes from B4 to F4. The final measure shows a triplet of notes: B4, A4, G4.

for: E<sup>7</sup> G<sup>7</sup> B<sup>b7</sup> C<sup>#7</sup> chords

Musical notation for E<sup>7</sup> G<sup>7</sup> B<sup>b7</sup> C<sup>#7</sup> chords. The notation is on a single treble clef staff. It features a sequence of eighth notes with slurs and fingering numbers (1, 2, 3, 5) above them. The notes are: E4, G4, A4, B4, A4, G4, F4, E4. The right hand (r.h.) plays the notes from E4 to B4, and the left hand (l.h.) plays the notes from A4 to E4. The final measure shows a triplet of notes: A4, G4, F4.

for: E<sup>b7</sup> G<sup>b7</sup> A<sup>7</sup> C<sup>7</sup> chords

Musical notation for E<sup>b7</sup> G<sup>b7</sup> A<sup>7</sup> C<sup>7</sup> chords. The notation is on a single treble clef staff. It features a sequence of eighth notes with slurs and fingering numbers (1, 2, 3, 5) above them. The notes are: E4, G4, A4, B4, A4, G4, F4, E4. The right hand (r.h.) plays the notes from E4 to B4, and the left hand (l.h.) plays the notes from A4 to E4. The final measure shows a triplet of notes: A4, G4, F4.

for: G<sup>7</sup> B<sup>b7</sup> D<sup>b7</sup> E<sup>7</sup> chords

Musical notation for G<sup>7</sup> B<sup>b7</sup> D<sup>b7</sup> E<sup>7</sup> chords. The notation is on a single treble clef staff. It features a sequence of eighth notes with slurs and fingering numbers (1, 3, 5) above them. The notes are: G4, B4, C5, B4, A4, G4, F4, E4. The right hand (r.h.) plays the notes from G4 to C5, and the left hand (l.h.) plays the notes from B4 to E4. The final measure shows a triplet of notes: B4, A4, G4.

for: G<sup>b7</sup> A<sup>7</sup> C<sup>7</sup> E<sup>b7</sup> chords

Musical notation for G<sup>b7</sup> A<sup>7</sup> C<sup>7</sup> E<sup>b7</sup> chords. The notation is on a single treble clef staff. It features a sequence of eighth notes with slurs and fingering numbers (1, 3, 5) above them. The notes are: G4, A4, B4, C5, B4, A4, G4, F4. The right hand (r.h.) plays the notes from G4 to C5, and the left hand (l.h.) plays the notes from A4 to F4. The final measure shows a triplet of notes: B4, A4, G4.

for: F<sup>7</sup> A<sup>b7</sup> B<sup>7</sup> D<sup>7</sup> chords

Musical notation for F<sup>7</sup> A<sup>b7</sup> B<sup>7</sup> D<sup>7</sup> chords. The notation is on a single treble clef staff. It features a sequence of eighth notes with slurs and fingering numbers (1, 3, 5) above them. The notes are: F4, A4, B4, C5, B4, A4, G4, F4. The right hand (r.h.) plays the notes from F4 to C5, and the left hand (l.h.) plays the notes from B4 to F4. The final measure shows a triplet of notes: B4, A4, G4.

for: C<sup>7</sup> E<sup>b7</sup> G<sup>b7</sup> A<sup>7</sup> chords

Musical notation for C<sup>7</sup> E<sup>b7</sup> G<sup>b7</sup> A<sup>7</sup> chords. The notation is on a single treble clef staff. It features a sequence of eighth notes with slurs and fingering numbers (1, 3, 5) above them. The notes are: C4, E4, F4, G4, F4, E4, D4, C4. The right hand (r.h.) plays the notes from C4 to G4, and the left hand (l.h.) plays the notes from E4 to C4. The final measure shows a triplet of notes: F4, E4, D4.

for: B<sup>7</sup> D<sup>7</sup> F<sup>7</sup> A<sup>b7</sup> chords

Musical notation for B<sup>7</sup> D<sup>7</sup> F<sup>7</sup> A<sup>b7</sup> chords. The notation is on a single treble clef staff. It features a sequence of eighth notes with slurs and fingering numbers (1, 3, 5) above them. The notes are: B4, D5, E5, F5, E5, D5, C5, B4. The right hand (r.h.) plays the notes from B4 to F5, and the left hand (l.h.) plays the notes from D5 to B4. The final measure shows a triplet of notes: E5, D5, C5.

for: B<sup>b7</sup> D<sup>b7</sup> E<sup>7</sup> G<sup>7</sup> chords

Musical notation for B<sup>b7</sup> D<sup>b7</sup> E<sup>7</sup> G<sup>7</sup> chords. The notation is on a single treble clef staff. It features a sequence of eighth notes with slurs and fingering numbers (1, 3, 5) above them. The notes are: B4, C5, D5, E5, D5, C5, B4, A4. The right hand (r.h.) plays the notes from B4 to E5, and the left hand (l.h.) plays the notes from C5 to A4. The final measure shows a triplet of notes: D5, C5, B4.

for: E<sup>7</sup> G<sup>7</sup> B<sup>b7</sup> D<sup>b7</sup> chords



for: D<sup>b7</sup> G<sup>b7</sup> A<sup>7</sup> C<sup>7</sup> chords



for: D<sup>7</sup> F<sup>7</sup> A<sup>b7</sup> B<sup>7</sup> chords



for: F<sup>7</sup> A<sup>b7</sup> B<sup>7</sup> D<sup>7</sup> chords



for: E<sup>7</sup> G<sup>7</sup> B<sup>b7</sup> D<sup>b7</sup> chords



for: E<sup>b7</sup> G<sup>b7</sup> A<sup>7</sup> C<sup>7</sup> chords

Complex musical notation for C<sup>7</sup>, A<sup>7</sup>, and E<sup>b7</sup> chords. It consists of three systems of two staves each. The first system is for C<sup>7</sup> and A<sup>7</sup>. The second system is for A<sup>7</sup> and E<sup>b7</sup>. The third system is for E<sup>b7</sup>. Each system shows a right-hand (r.h.) and left-hand (l.h.) part. The right-hand part features a triplet of notes. The left-hand part features a triplet of notes. The notes are: C4, E4, G4 for C<sup>7</sup>; A3, C4, E4 for A<sup>7</sup>; and E3, G3, B3 for E<sup>b7</sup>. A flat sign is placed below the first note of the third system (E3).

*C*<sup>7</sup> *r.h.* *l.h.* *r.h.*

*D*<sup>7</sup> *r.h.* *l.h.* *r.h.*

*A*<sup>b7</sup> *r.h.* *l.h.* *r.h.*

for: *F*<sup>7</sup> *A*<sup>b7</sup> *B*<sup>7</sup> *D*<sup>7</sup> chords

1 2 1 1 1

for: *E*<sup>7</sup> *G*<sup>7</sup> *B*<sup>b7</sup> *D*<sup>b7</sup> chords

for: *G*<sup>b7</sup> *A*<sup>7</sup> *C*<sup>7</sup> *E*<sup>b7</sup> chords

for: *F*<sup>7</sup> *A*<sup>b7</sup> *B*<sup>7</sup> *D*<sup>7</sup> chords

1 5 1 2


for: *E*<sup>7</sup> *G*<sup>7</sup> *B*<sup>b7</sup> *D*<sup>b7</sup> chords

for: *G*<sup>b7</sup> *A*<sup>7</sup> *C*<sup>7</sup> *E*<sup>b7</sup> chords


for: G<sup>7</sup> B<sup>b</sup>7 D<sup>b</sup>7 E<sup>7</sup> chords



for: G<sup>b</sup>7 A<sup>7</sup> C<sup>7</sup> E<sup>b</sup>7 chords




for: F<sup>7</sup> A<sup>b</sup>7 B<sup>7</sup> D<sup>7</sup> chords



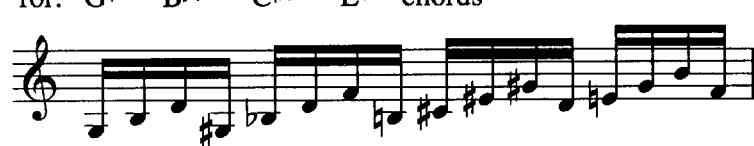
for: F<sup>7</sup> A<sup>b</sup>7 B<sup>7</sup> D<sup>7</sup> chords




for: G<sup>b</sup>7 A<sup>7</sup> C<sup>7</sup> E<sup>b</sup>7 chords



for: G<sup>7</sup> B<sup>b</sup>7 C<sup>#</sup>7 E<sup>7</sup> chords



for: F<sup>7</sup> A<sup>b</sup>7 B<sup>7</sup> D<sup>7</sup> chords



for: G<sup>b</sup>7 A<sup>7</sup> C<sup>7</sup> E<sup>b</sup>7 chords



for: E<sup>7</sup> G<sup>7</sup> B<sup>b</sup>7 D<sup>b</sup>7 chords





for: F<sup>7</sup> A<sup>b7</sup> B<sup>7</sup> D<sup>7</sup> chords

Musical notation for F<sup>7</sup>, A<sup>b7</sup>, B<sup>7</sup>, and D<sup>7</sup> chords. The notation shows a sequence of four triads, each with a '3' above it indicating a triplet. The notes are: F<sup>7</sup> (F, A, C), A<sup>b7</sup> (A, C, E<sup>b</sup>), B<sup>7</sup> (B, D, F), and D<sup>7</sup> (D, F, A). Fingerings are indicated below the notes: 1, 5, 3 for F<sup>7</sup>; 1, 5, 2 for A<sup>b7</sup>; and 1, 2, 3 for B<sup>7</sup> and D<sup>7</sup>.

for: G<sup>b7</sup> A<sup>7</sup> C<sup>7</sup> E<sup>b7</sup> chords

Musical notation for G<sup>b7</sup>, A<sup>7</sup>, C<sup>7</sup>, and E<sup>b7</sup> chords. The notation shows a sequence of four triads, each with a '3' above it indicating a triplet. The notes are: G<sup>b7</sup> (G<sup>b</sup>, B<sup>b</sup>, D<sup>b</sup>), A<sup>7</sup> (A, C, E), C<sup>7</sup> (C, E, G), and E<sup>b7</sup> (E<sup>b</sup>, G<sup>b</sup>, B<sup>b</sup>). Fingerings are indicated below the notes: 1, 2, 3 for G<sup>b7</sup>; 1, 2, 3 for A<sup>7</sup>; and 1, 2, 3 for C<sup>7</sup> and E<sup>b7</sup>.

for: E<sup>7</sup> G<sup>7</sup> B<sup>b7</sup> D<sup>b7</sup> chords

Musical notation for E<sup>7</sup>, G<sup>7</sup>, B<sup>b7</sup>, and D<sup>b7</sup> chords. The notation shows a sequence of four triads, each with a '3' above it indicating a triplet. The notes are: E<sup>7</sup> (E, G, B), G<sup>7</sup> (G, B, D), B<sup>b7</sup> (B<sup>b</sup>, D<sup>b</sup>, F<sup>b</sup>), and D<sup>b7</sup> (D<sup>b</sup>, F<sup>b</sup>, A<sup>b</sup>). Fingerings are indicated below the notes: 1, 2, 3 for E<sup>7</sup>; 1, 2, 3 for G<sup>7</sup>; and 1, 2, 3 for B<sup>b7</sup> and D<sup>b7</sup>.

Musical notation for F<sup>7</sup> chord. The notation shows a sequence of four triads, each with a '3' above it indicating a triplet. The notes are: F<sup>7</sup> (F, A, C), A<sup>b7</sup> (A, C, E<sup>b</sup>), B<sup>7</sup> (B, D, F), and D<sup>7</sup> (D, F, A). Fingerings are indicated below the notes: 1, 5, 3 for F<sup>7</sup>; 1, 5, 2 for A<sup>b7</sup>; and 1, 2, 3 for B<sup>7</sup> and D<sup>7</sup>.

Musical notation for E<sup>7</sup> chord. The notation shows a sequence of four triads, each with a '3' above it indicating a triplet. The notes are: E<sup>7</sup> (E, G, B), G<sup>7</sup> (G, B, D), B<sup>b7</sup> (B<sup>b</sup>, D<sup>b</sup>, F<sup>b</sup>), and D<sup>b7</sup> (D<sup>b</sup>, F<sup>b</sup>, A<sup>b</sup>). Fingerings are indicated below the notes: 1, 2, 3 for E<sup>7</sup>; 1, 2, 3 for G<sup>7</sup>; and 1, 2, 3 for B<sup>b7</sup> and D<sup>b7</sup>.

Musical notation for D<sup>b7</sup> chord. The notation shows a sequence of four triads, each with a '3' above it indicating a triplet. The notes are: D<sup>b7</sup> (D<sup>b</sup>, F<sup>b</sup>, A<sup>b</sup>), F<sup>7</sup> (F, A, C), A<sup>b7</sup> (A, C, E<sup>b</sup>), and B<sup>7</sup> (B, D, F). Fingerings are indicated below the notes: 1, 2, 3 for D<sup>b7</sup>; 1, 5, 3 for F<sup>7</sup>; 1, 5, 2 for A<sup>b7</sup>; and 1, 2, 3 for B<sup>7</sup>.

Musical notation for C<sup>7</sup> chord. The notation shows a sequence of four triads, each with a '3' above it indicating a triplet. The notes are: C<sup>7</sup> (C, E, G), E<sup>7</sup> (E, G, B), G<sup>7</sup> (G, B, D), and B<sup>b7</sup> (B<sup>b</sup>, D<sup>b</sup>, F<sup>b</sup>). Fingerings are indicated below the notes: 4, 3, 2 for C<sup>7</sup>; 1, 2, 3 for E<sup>7</sup>; 1, 2, 3 for G<sup>7</sup>; and 1, 2, 3 for B<sup>b7</sup>.

Musical notation for D<sup>7</sup> chord. The notation shows a sequence of four triads, each with a '3' above it indicating a triplet. The notes are: D<sup>7</sup> (D, F, A), F<sup>7</sup> (F, A, C), A<sup>b7</sup> (A, C, E<sup>b</sup>), and B<sup>7</sup> (B, D, F). Fingerings are indicated below the notes: 1, 2, 3 for D<sup>7</sup>; 1, 5, 3 for F<sup>7</sup>; 1, 5, 2 for A<sup>b7</sup>; and 1, 2, 3 for B<sup>7</sup>.

Musical notation for A<sup>b7</sup> chord. The notation shows a sequence of four triads, each with a '3' above it indicating a triplet. The notes are: A<sup>b7</sup> (A, C, E<sup>b</sup>), C<sup>7</sup> (C, E, G), E<sup>7</sup> (E, G, B), and G<sup>7</sup> (G, B, D). Fingerings are indicated below the notes: 1, 2, 3 for A<sup>b7</sup>; 4, 3, 2 for C<sup>7</sup>; 1, 2, 3 for E<sup>7</sup>; and 1, 2, 3 for G<sup>7</sup>.

G7 B7 Eb7

1 2 3 1 3 2 1 3 2 3 3

Ab7 C7 E7

3 3 3 3 3 3 3 3

A7 C#7 F7

3 3 3 3 3 3 3 3

C7

5 3 3 3 2 1 3 3

F7

3 3 3 3

Bb7

3 3 3 3

G7

3 2 1 3 1 2 4 1 3 3 3 3 3 3

C7

3 3 3 3

B7

3 3 3 3

F<sup>7</sup>



G<sup>b7</sup>



A<sup>7</sup>



C<sup>7</sup>



D<sup>b7</sup>



A<sup>7</sup>



for: F<sup>7</sup> A<sup>b7</sup> B<sup>7</sup> D<sup>7</sup> chords



for: G<sup>b7</sup> A<sup>7</sup> C<sup>7</sup> E<sup>b7</sup> chords



for: G<sup>7</sup> B<sup>b7</sup> C<sup>#7</sup> E<sup>7</sup> chords



for: G<sup>7</sup> B<sup>b7</sup> D<sup>b7</sup> E<sup>7</sup> chords



for: A<sup>b7</sup> B<sup>7</sup> D<sup>7</sup> F<sup>7</sup> chords



for: A<sup>7</sup> C<sup>7</sup> Eb<sup>7</sup> G<sup>b7</sup> chords



for: E<sup>7</sup> G<sup>7</sup> B<sup>b7</sup> D<sup>b7</sup> chords



for: F<sup>7</sup> A<sup>b7</sup> B<sup>7</sup> D<sup>7</sup> chords



for: G<sup>b7</sup> A<sup>7</sup> C<sup>7</sup> Eb<sup>7</sup> chords



for: F<sup>7</sup> A<sup>b7</sup> B<sup>7</sup> D<sup>7</sup> chords

A single staff of music in treble clef. It contains four measures of music. The first measure has a flat sign under the second line and a sharp sign under the second space. The second measure has a flat sign under the second line and a sharp sign under the second space. The third measure has a flat sign under the second line and a sharp sign under the second space. The fourth measure has a flat sign under the second line and a sharp sign under the second space. Fingering numbers are placed above the notes: 3, 2, #5, #4, 2, 1, #5, 4, 2, 1, 5, 4, 2, 1, 5, 4.

for: G<sup>b7</sup> A<sup>7</sup> C<sup>7</sup> E<sup>b7</sup> chords

A single staff of music in treble clef. It contains four measures of music. The first measure has a flat sign under the second line and a sharp sign under the second space. The second measure has a flat sign under the second line and a sharp sign under the second space. The third measure has a flat sign under the second line and a sharp sign under the second space. The fourth measure has a flat sign under the second line and a sharp sign under the second space.

for: G<sup>7</sup> B<sup>b7</sup> C<sup>#7</sup> E<sup>7</sup> chords

A single staff of music in treble clef. It contains four measures of music. The first measure has a sharp sign under the second space and a flat sign under the second line. The second measure has a sharp sign under the second space and a flat sign under the second line. The third measure has a sharp sign under the second space and a flat sign under the second line. The fourth measure has a sharp sign under the second space and a flat sign under the second line.

A single staff of music in treble clef. It contains four measures of music. The first measure has a sharp sign under the second space and a flat sign under the second line. The second measure has a sharp sign under the second space and a flat sign under the second line. The third measure has a sharp sign under the second space and a flat sign under the second line. The fourth measure has a sharp sign under the second space and a flat sign under the second line. Fingering numbers are placed above the notes: 4, #5, #4, 2, 1, 5, 4, 1, 3, 2.

A single staff of music in treble clef. It contains four measures of music. The first measure has a sharp sign under the second space and a flat sign under the second line. The second measure has a sharp sign under the second space and a flat sign under the second line. The third measure has a sharp sign under the second space and a flat sign under the second line. The fourth measure has a sharp sign under the second space and a flat sign under the second line.

A single staff of music in treble clef. It contains four measures of music. The first measure has a sharp sign under the second space and a flat sign under the second line. The second measure has a sharp sign under the second space and a flat sign under the second line. The third measure has a sharp sign under the second space and a flat sign under the second line. The fourth measure has a sharp sign under the second space and a flat sign under the second line.

for: C<sup>7</sup> D<sup>7</sup> E<sup>7</sup> F<sup>#7</sup> A<sup>b7</sup> B<sup>b7</sup> chords

A single staff of music in treble clef. It contains four measures of music. The first measure has a sharp sign under the second space and a flat sign under the second line. The second measure has a sharp sign under the second space and a flat sign under the second line. The third measure has a sharp sign under the second space and a flat sign under the second line. The fourth measure has a sharp sign under the second space and a flat sign under the second line. Fingering numbers are placed above the notes: 2, 5, 4, 2, 1, 5, 4, 2.

for: B<sup>7</sup> D<sup>b7</sup> E<sup>b7</sup> F<sup>7</sup> G<sup>7</sup> A<sup>7</sup> chords

A single staff of music in treble clef. It contains four measures of music. The first measure has a sharp sign under the second space and a flat sign under the second line. The second measure has a sharp sign under the second space and a flat sign under the second line. The third measure has a sharp sign under the second space and a flat sign under the second line. The fourth measure has a sharp sign under the second space and a flat sign under the second line.

for: C<sup>7</sup> E<sup>b7</sup> G<sup>b7</sup> A<sup>7</sup> chords



for: D<sup>b7</sup> E<sup>7</sup> G<sup>7</sup> B<sup>b7</sup> chords



for: D<sup>7</sup> F<sup>7</sup> A<sup>b7</sup> B<sup>7</sup> chords



for: C<sup>7</sup> E<sup>b7</sup> G<sup>b7</sup> A<sup>7</sup> chords



for: D<sup>b7</sup> E<sup>7</sup> G<sup>7</sup> B<sup>b7</sup> chords



for: D<sup>7</sup> F<sup>7</sup> A<sup>b7</sup> B<sup>7</sup> chords



for: C<sup>7</sup> E<sup>b7</sup> G<sup>b7</sup> A<sup>7</sup> chords



for: D<sup>b7</sup> E<sup>7</sup> G<sup>7</sup> B<sup>b7</sup> chords



for: D<sup>7</sup> F<sup>7</sup> A<sup>b7</sup> B<sup>7</sup> chords



for: C<sup>7</sup> E<sup>b7</sup> G<sup>b7</sup> A<sup>7</sup> chords

Musical notation for C<sup>7</sup> E<sup>b7</sup> G<sup>b7</sup> A<sup>7</sup> chords. The staff shows a sequence of notes: C4, E4, G4, A4, B4, C5, B4, A4, G4, F4, E4, D4. Fingerings are indicated above the notes: 1, 4, 2, 5, 1, 4, 2, 5.

for: D<sup>b7</sup> E<sup>7</sup> G<sup>7</sup> B<sup>b7</sup> chords

Musical notation for D<sup>b7</sup> E<sup>7</sup> G<sup>7</sup> B<sup>b7</sup> chords. The staff shows a sequence of notes: D4, F4, A4, B4, C5, B4, A4, G4, F4, E4, D4. Fingerings are indicated above the notes: 1, 2, 3, 4, 1, 2, 3, 4.

for: D<sup>7</sup> F<sup>7</sup> A<sup>b7</sup> B<sup>7</sup> chords

Musical notation for D<sup>7</sup> F<sup>7</sup> A<sup>b7</sup> B<sup>7</sup> chords. The staff shows a sequence of notes: D4, F4, A4, B4, C5, B4, A4, G4, F4, E4, D4. Fingerings are indicated above the notes: 1, 2, 3, 4, 1, 2, 3, 4.

for: C<sup>7</sup> E<sup>b7</sup> G<sup>b7</sup> A<sup>7</sup> chords

Musical notation for C<sup>7</sup> E<sup>b7</sup> G<sup>b7</sup> A<sup>7</sup> chords. The staff shows a sequence of notes: C4, E4, G4, A4, B4, C5, B4, A4, G4, F4, E4, D4. Fingerings are indicated above the notes: 1, 3, 2, 4, 2, 3, 1, 3, 3, 3, 3, 3. Triplet markings are present over the first three notes of the first four groups.

for: D<sup>b7</sup> E<sup>7</sup> G<sup>7</sup> B<sup>b7</sup> chords

Musical notation for D<sup>b7</sup> E<sup>7</sup> G<sup>7</sup> B<sup>b7</sup> chords. The staff shows a sequence of notes: D4, F4, A4, B4, C5, B4, A4, G4, F4, E4, D4. Fingerings are indicated above the notes: 2, 1, 1, 1, 2, 3, 3, 3, 3, 3, 3. Triplet markings are present over the first three notes of the first four groups.

for: D<sup>7</sup> F<sup>7</sup> A<sup>b7</sup> B<sup>7</sup> chords

Musical notation for D<sup>7</sup> F<sup>7</sup> A<sup>b7</sup> B<sup>7</sup> chords. The staff shows a sequence of notes: D4, F4, A4, B4, C5, B4, A4, G4, F4, E4, D4. Fingerings are indicated above the notes: 1, 2, 3, 3, 3, 3, 3, 3, 3, 3, 3. Triplet markings are present over the first three notes of the first four groups.

for: C<sup>7</sup> E<sup>b7</sup> G<sup>b7</sup> A<sup>7</sup> chords

Musical notation for C<sup>7</sup> E<sup>b7</sup> G<sup>b7</sup> A<sup>7</sup> chords. The staff shows a sequence of notes: C4, E4, G4, A4, B4, C5, B4, A4, G4, F4, E4, D4. Fingerings are indicated above the notes: 5, 3, 4, 2, 3, 1, 3, 3, 3, 3, 3. Triplet markings are present over the first three notes of the first four groups.

for: D<sup>b7</sup> E<sup>7</sup> G<sup>7</sup> B<sup>b7</sup> chords

Musical notation for D<sup>b7</sup> E<sup>7</sup> G<sup>7</sup> B<sup>b7</sup> chords. The staff shows a sequence of notes: D4, F4, A4, B4, C5, B4, A4, G4, F4, E4, D4. Fingerings are indicated above the notes: 1, 2, 3, 3, 3, 3, 3, 3, 3, 3, 3. Triplet markings are present over the first three notes of the first four groups.

for: D<sup>7</sup> F<sup>7</sup> A<sup>b7</sup> B<sup>7</sup> chords

Musical notation for D<sup>7</sup> F<sup>7</sup> A<sup>b7</sup> B<sup>7</sup> chords. The staff shows a sequence of notes: D4, F4, A4, B4, C5, B4, A4, G4, F4, E4, D4. Fingerings are indicated above the notes: 1, 2, 3, 3, 3, 3, 3, 3, 3, 3, 3. Triplet markings are present over the first three notes of the first four groups.

for: C<sup>7</sup> E<sup>b7</sup> G<sup>b7</sup> A<sup>7</sup> chords



for: D<sup>b7</sup> E<sup>7</sup> G<sup>7</sup> B<sup>b7</sup> chords



for: D<sup>7</sup> F<sup>7</sup> A<sup>b7</sup> B<sup>7</sup> chords



for: C<sup>7</sup> E<sup>b7</sup> G<sup>b7</sup> A<sup>7</sup> chords



for: D<sup>b7</sup> E<sup>7</sup> G<sup>7</sup> B<sup>b7</sup> chords



for: D<sup>7</sup> F<sup>7</sup> A<sup>b7</sup> B<sup>7</sup> chords



for: C<sup>7</sup> E<sup>b7</sup> G<sup>b7</sup> A<sup>7</sup> chords



for: D<sup>b7</sup> E<sup>7</sup> G<sup>7</sup> B<sup>b7</sup> chords



for: D<sup>7</sup> F<sup>7</sup> A<sup>b7</sup> B<sup>7</sup> chords






for: C<sup>7</sup> E<sup>b</sup>7 G<sup>b</sup>7 A<sup>7</sup> chords



for: D<sup>b</sup>7 E<sup>7</sup> G<sup>7</sup> B<sup>b</sup>7 chords



for: D<sup>7</sup> F<sup>7</sup> A<sup>b</sup>7 B<sup>7</sup> chords



for: C<sup>7</sup> E<sup>b</sup>7 G<sup>b</sup>7 A<sup>7</sup> chords




for: D<sup>b</sup>7 E<sup>7</sup> G<sup>7</sup> B<sup>b</sup>7 chords



for: D<sup>7</sup> F<sup>7</sup> A<sup>b</sup>7 B<sup>7</sup> chords



for: C<sup>7</sup> E<sup>b</sup>7 G<sup>b</sup>7 A<sup>7</sup> chords



for: D<sup>b</sup>7 E<sup>7</sup> G<sup>7</sup> B<sup>b</sup>7 chords



for: D<sup>7</sup> F<sup>7</sup> A<sup>b</sup>7 B<sup>7</sup> chords



for: C<sup>7</sup> E<sup>b7</sup> G<sup>b7</sup> A<sup>7</sup> chords



for: D<sup>b7</sup> E<sup>7</sup> G<sup>7</sup> B<sup>b7</sup> chords



for: D<sup>7</sup> F<sup>7</sup> A<sup>b7</sup> B<sup>7</sup> chords



for: C<sup>7</sup> E<sup>b7</sup> G<sup>b7</sup> A<sup>7</sup> chords



for: D<sup>b7</sup> E<sup>7</sup> G<sup>7</sup> B<sup>b7</sup> chords



for: D<sup>7</sup> F<sup>7</sup> A<sup>b7</sup> B<sup>7</sup> chords



for: C<sup>7</sup> E<sup>b7</sup> G<sup>b7</sup> A<sup>7</sup> chords



for: D<sup>b7</sup> E<sup>7</sup> G<sup>7</sup> B<sup>b7</sup> chords



for: D<sup>7</sup> F<sup>7</sup> A<sup>b7</sup> B<sup>7</sup> chords



for: C<sup>7</sup> E<sup>b</sup>7 G<sup>b</sup>7 A<sup>7</sup> chords

Musical notation for C<sup>7</sup> E<sup>b</sup>7 G<sup>b</sup>7 A<sup>7</sup> chords. The first staff shows a sequence of notes: C4, E4, G4, Bb4, C5, E4, G4, Bb4, C5, E4, G4, Bb4, C5, E4, G4, Bb4, C5. The second staff shows a sequence of notes: C4, E4, G4, Bb4, C5, E4, G4, Bb4, C5, E4, G4, Bb4, C5, E4, G4, Bb4, C5. Fingering numbers 4, 2, 1, 3 are indicated above the notes.

for: D<sup>b</sup>7 E<sup>7</sup> G<sup>7</sup> B<sup>b</sup>7 chords

Musical notation for D<sup>b</sup>7 E<sup>7</sup> G<sup>7</sup> B<sup>b</sup>7 chords. The first staff shows a sequence of notes: Db4, F4, Ab4, Bb4, Db5, F4, Ab4, Bb4, Db5, F4, Ab4, Bb4, Db5, F4, Ab4, Bb4, Db5. The second staff shows a sequence of notes: Db4, F4, Ab4, Bb4, Db5, F4, Ab4, Bb4, Db5, F4, Ab4, Bb4, Db5, F4, Ab4, Bb4, Db5.

for: D<sup>7</sup> F<sup>7</sup> A<sup>b</sup>7 B<sup>7</sup> chords

Musical notation for D<sup>7</sup> F<sup>7</sup> A<sup>b</sup>7 B<sup>7</sup> chords. The first staff shows a sequence of notes: D4, F4, Ab4, B4, D5, F4, Ab4, B4, D5, F4, Ab4, B4, D5, F4, Ab4, B4, D5. The second staff shows a sequence of notes: D4, F4, Ab4, B4, D5, F4, Ab4, B4, D5, F4, Ab4, B4, D5, F4, Ab4, B4, D5.

for: C<sup>7</sup> E<sup>b</sup>7 G<sup>b</sup>7 A<sup>7</sup> chords

Musical notation for C<sup>7</sup> E<sup>b</sup>7 G<sup>b</sup>7 A<sup>7</sup> chords. The first staff shows a sequence of notes: C4, E4, G4, Bb4, C5, E4, G4, Bb4, C5, E4, G4, Bb4, C5, E4, G4, Bb4, C5. The second staff shows a sequence of notes: C4, E4, G4, Bb4, C5, E4, G4, Bb4, C5, E4, G4, Bb4, C5, E4, G4, Bb4, C5. Fingering numbers 4, 1, 2, 3 are indicated above the notes.

for: D<sup>b</sup>7 E<sup>7</sup> G<sup>7</sup> B<sup>b</sup>7 chords

Musical notation for D<sup>b</sup>7 E<sup>7</sup> G<sup>7</sup> B<sup>b</sup>7 chords. The first staff shows a sequence of notes: Db4, F4, Ab4, Bb4, Db5, F4, Ab4, Bb4, Db5, F4, Ab4, Bb4, Db5, F4, Ab4, Bb4, Db5. The second staff shows a sequence of notes: Db4, F4, Ab4, Bb4, Db5, F4, Ab4, Bb4, Db5, F4, Ab4, Bb4, Db5, F4, Ab4, Bb4, Db5. Fingering numbers 4, 2, 1, 3 are indicated above the notes.

for: D<sup>7</sup> F<sup>7</sup> A<sup>b</sup>7 B<sup>7</sup> chords

Musical notation for D<sup>7</sup> F<sup>7</sup> A<sup>b</sup>7 B<sup>7</sup> chords. The first staff shows a sequence of notes: D4, F4, Ab4, B4, D5, F4, Ab4, B4, D5, F4, Ab4, B4, D5, F4, Ab4, B4, D5. The second staff shows a sequence of notes: D4, F4, Ab4, B4, D5, F4, Ab4, B4, D5, F4, Ab4, B4, D5, F4, Ab4, B4, D5.

for: C<sup>7</sup> E<sup>b</sup>7 G<sup>b</sup>7 A<sup>7</sup> chords

Musical notation for C<sup>7</sup> E<sup>b</sup>7 G<sup>b</sup>7 A<sup>7</sup> chords. The first staff shows a sequence of notes: C4, E4, G4, Bb4, C5, E4, G4, Bb4, C5, E4, G4, Bb4, C5, E4, G4, Bb4, C5. The second staff shows a sequence of notes: C4, E4, G4, Bb4, C5, E4, G4, Bb4, C5, E4, G4, Bb4, C5, E4, G4, Bb4, C5. Fingering numbers 1, 2, 3, 4 are indicated above the notes.

for: D<sup>b</sup>7 E<sup>7</sup> G<sup>7</sup> B<sup>b</sup>7 chords

Musical notation for D<sup>b</sup>7 E<sup>7</sup> G<sup>7</sup> B<sup>b</sup>7 chords. The first staff shows a sequence of notes: Db4, F4, Ab4, Bb4, Db5, F4, Ab4, Bb4, Db5, F4, Ab4, Bb4, Db5, F4, Ab4, Bb4, Db5. The second staff shows a sequence of notes: Db4, F4, Ab4, Bb4, Db5, F4, Ab4, Bb4, Db5, F4, Ab4, Bb4, Db5, F4, Ab4, Bb4, Db5.

for: D<sup>7</sup> F<sup>7</sup> A<sup>b</sup>7 B<sup>7</sup> chords

Musical notation for D<sup>7</sup> F<sup>7</sup> A<sup>b</sup>7 B<sup>7</sup> chords. The first staff shows a sequence of notes: D4, F4, Ab4, B4, D5, F4, Ab4, B4, D5, F4, Ab4, B4, D5, F4, Ab4, B4, D5. The second staff shows a sequence of notes: D4, F4, Ab4, B4, D5, F4, Ab4, B4, D5, F4, Ab4, B4, D5, F4, Ab4, B4, D5.

for: C<sup>7</sup> E<sup>b</sup>7 G<sup>b</sup>7 A<sup>7</sup> chords



for: D<sup>b</sup>7 E<sup>7</sup> G<sup>7</sup> B<sup>b</sup>7 chords



for: D<sup>7</sup> F<sup>7</sup> A<sup>b</sup>7 B<sup>7</sup> chords



for: C<sup>7</sup> E<sup>b</sup>7 G<sup>b</sup>7 A<sup>7</sup> chords



for: D<sup>b</sup>7 E<sup>7</sup> G<sup>7</sup> B<sup>b</sup>7 chords



for: D<sup>7</sup> F<sup>7</sup> A<sup>b</sup>7 B<sup>7</sup> chords



for: C<sup>7</sup> E<sup>b</sup>7 G<sup>b</sup>7 A<sup>7</sup> chords



for: D<sup>b</sup>7 E<sup>7</sup> G<sup>7</sup> B<sup>b</sup>7 chords



for: D<sup>7</sup> F<sup>7</sup> A<sup>b</sup>7 B<sup>7</sup> chords



for: C7 Eb7 Gb7 A7 chords

Musical staff showing a sequence of notes for C7, Eb7, Gb7, and A7 chords. Fingerings are indicated by numbers 1-5 below the notes. A '5' is written above the first measure.

for: Db7 E7 G7 Bb7 chords

Musical staff showing a sequence of notes for Db7, E7, G7, and Bb7 chords. Fingerings are indicated by numbers 1-5 below the notes. A '5' is written above the first measure.

for: D7 F7 Ab7 B7 chords

Musical staff showing a sequence of notes for D7, F7, Ab7, and B7 chords. Fingerings are indicated by numbers 1-5 below the notes. A '5' is written above the first measure.

Musical staff for Bb7 chord. The chord symbol Bb7 is written above the staff. Fingerings are indicated by numbers 1-5 below the notes.

Musical staff for A7 chord. The chord symbol A7 is written above the staff. Fingerings are indicated by numbers 1-5 below the notes.

Musical staff for G7 chord. The chord symbol G7 is written above the staff. Fingerings are indicated by numbers 1-5 below the notes.

Musical staff for Bb7 chord. The chord symbol Bb7 is written above the staff. Fingerings are indicated by numbers 1-5 below the notes.

Musical staff for C7 chord. The chord symbol C7 is written above the staff. Fingerings are indicated by numbers 1-5 below the notes.

Musical staff for Ab7 chord. The chord symbol Ab7 is written above the staff. Fingerings are indicated by numbers 1-5 below the notes.

B $\flat$ 7

1 3 5 3 1 b2 b2

D7

3

E $\flat$ 7

3

B $\flat$ 7

2 3 1 3 3 5 1 2 3 3

B7

3 3 3

E7

3 3 3

C7

4 4

D7

4 4

F $\sharp$ 7

4 4

for: C<sup>7</sup> E<sup>b</sup>7 G<sup>b</sup>7 A<sup>7</sup> chords

A musical staff in treble clef showing a sequence of chords: C<sup>7</sup>, E<sup>b</sup>7, G<sup>b</sup>7, and A<sup>7</sup>. The melody consists of eighth notes with triplets and single notes. Fingering numbers (1-5) are written below the notes.

for: D<sup>b</sup>7 E<sup>7</sup> G<sup>7</sup> B<sup>b</sup>7 chords

A musical staff in treble clef showing a sequence of chords: D<sup>b</sup>7, E<sup>7</sup>, G<sup>7</sup>, and B<sup>b</sup>7. The melody consists of eighth notes with triplets and single notes. Fingering numbers (1-5) are written below the notes.

for: D<sup>7</sup> F<sup>7</sup> A<sup>b</sup>7 B<sup>7</sup> chords

A musical staff in treble clef showing a sequence of chords: D<sup>7</sup>, F<sup>7</sup>, A<sup>b</sup>7, and B<sup>7</sup>. The melody consists of eighth notes with triplets and single notes. Fingering numbers (1-5) are written below the notes.

for: C<sup>7</sup> E<sup>b</sup>7 G<sup>b</sup>7 A<sup>7</sup> chords

A musical staff in treble clef showing a sequence of chords: C<sup>7</sup>, E<sup>b</sup>7, G<sup>b</sup>7, and A<sup>7</sup>. The melody consists of eighth notes with triplets and single notes. Fingering numbers (1-5) are written below the notes.

for: D<sup>b</sup>7 E<sup>7</sup> G<sup>7</sup> B<sup>b</sup>7 chords

A musical staff in treble clef showing a sequence of chords: D<sup>b</sup>7, E<sup>7</sup>, G<sup>7</sup>, and B<sup>b</sup>7. The melody consists of eighth notes with triplets and single notes. Fingering numbers (1-5) are written below the notes.

for: D<sup>7</sup> F<sup>7</sup> A<sup>b</sup>7 B<sup>7</sup> chords

A musical staff in treble clef showing a sequence of chords: D<sup>7</sup>, F<sup>7</sup>, A<sup>b</sup>7, and B<sup>7</sup>. The melody consists of eighth notes with triplets and single notes. Fingering numbers (1-5) are written below the notes.

for: C<sup>7</sup> E<sup>b</sup>7 G<sup>b</sup>7 A<sup>7</sup> chords

A musical staff in treble clef showing a sequence of chords: C<sup>7</sup>, E<sup>b</sup>7, G<sup>b</sup>7, and A<sup>7</sup>. The melody consists of eighth notes with triplets and single notes. Fingering numbers (1-5) are written below the notes.

for: D<sup>b</sup>7 E<sup>7</sup> G<sup>7</sup> B<sup>b</sup>7 chords

A musical staff in treble clef showing a sequence of chords: D<sup>b</sup>7, E<sup>7</sup>, G<sup>7</sup>, and B<sup>b</sup>7. The melody consists of eighth notes with triplets and single notes. Fingering numbers (1-5) are written below the notes.

for: D<sup>7</sup> F<sup>7</sup> A<sup>b</sup>7 B<sup>7</sup> chords

A musical staff in treble clef showing a sequence of chords: D<sup>7</sup>, F<sup>7</sup>, A<sup>b</sup>7, and B<sup>7</sup>. The melody consists of eighth notes with triplets and single notes. Fingering numbers (1-5) are written below the notes.

for: C7 Eb7 Gb7 A7 chords

Musical notation for C7 Eb7 Gb7 A7 chords. The staff shows a sequence of chords with fingerings: 4 1 2 3 5, 2 3 5, 4 5, 3, 5, 4 5, 4 5, 3 b5.

for: Db7 E7 G7 Bb7 chords

Musical notation for Db7 E7 G7 Bb7 chords. The staff shows a sequence of chords with fingerings: 5, 4, 5, 4, 5, 4, 5, 3 b5.

for: D7 F7 Ab7 B7 chords

Musical notation for D7 F7 Ab7 B7 chords. The staff shows a sequence of chords with fingerings: 5, 4, 5, 4, 5, 4, 5, 3 b5.

for: C7 Eb7 Gb7 A7 chords

Musical notation for C7 Eb7 Gb7 A7 chords. The staff shows a sequence of chords with fingerings: 4 1, 4 1, 4 1, 4 1.

for: Db7 E7 G7 Bb7 chords

Musical notation for Db7 E7 G7 Bb7 chords. The staff shows a sequence of chords with fingerings: 5, 4, 5, 4, 5, 4, 5, 3 b5.

for: D7 F7 Ab7 B7 chords

Musical notation for D7 F7 Ab7 B7 chords. The staff shows a sequence of chords with fingerings: 5, 4, 5, 4, 5, 4, 5, 3 b5.

Musical notation for C7 chord. The staff shows a sequence of chords with fingerings: 1, 2 1 2 3, 5 1, 1 5 4, 3 2 1 2, 1.

Musical notation for Bb7 chord. The staff shows a sequence of chords with fingerings: 5, 4, 5, 4, 5, 4, 5, 3 b5.

Musical notation for E7 chord. The staff shows a sequence of chords with fingerings: 5, 4, 5, 4, 5, 4, 5, 3 b5.



F7 B<sup>b</sup>7

G7 C7

B<sup>b</sup>7 E<sup>b</sup>7

for: A<sup>b</sup>7 B7 D7 F7 chords

r.h. 3

5 2 1 1 2 5 5 2 1

l.h. 3

1 3 5 4 2 1 1 3 5 4 2 1

for: A7 C7 E<sup>b</sup>7 G<sup>b</sup>7 chords

r.h. 3

l.h. 3

for: B<sup>b</sup>7 C<sup>#</sup>7 E7 G7 chords

r.h. 3

l.h. 3

F7

1 5 1 3 2 5 2 1 1 5

B7

A<sup>b</sup>7

G<sup>7</sup>

Musical notation for G<sup>7</sup> chord progression. The staff shows four measures of music. The first measure has a G<sup>7</sup> chord with a 5 1 fingering. The second measure has a B<sup>b</sup> chord with a 4 1 fingering. The third measure has a G<sup>7</sup> chord with a 5 1 fingering. The fourth measure has a B<sup>b</sup> chord with a 4 1 fingering.

G<sup>b</sup>7

Musical notation for G<sup>b</sup>7 chord progression. The staff shows four measures of music. The first measure has a G<sup>b</sup>7 chord. The second measure has a B<sup>b</sup> chord. The third measure has a D<sup>#</sup> chord. The fourth measure has a G<sup>b</sup>7 chord.

E<sup>7</sup>

Musical notation for E<sup>7</sup> chord progression. The staff shows four measures of music. The first measure has an E<sup>7</sup> chord. The second measure has a G<sup>b</sup> chord. The third measure has an E<sup>7</sup> chord. The fourth measure has a G<sup>b</sup> chord.

G<sup>7</sup>

Musical notation for G<sup>7</sup> chord progression. The staff shows four measures of music. The first measure has a G<sup>7</sup> chord with a 5 1 fingering. The second measure has a B<sup>b</sup> chord with a 5 1 fingering. The third measure has a D<sup>#</sup> chord with a 4 1 fingering. The fourth measure has a G<sup>7</sup> chord with a 5 1 fingering.

E<sup>b</sup>7

Musical notation for E<sup>b</sup>7 chord progression. The staff shows four measures of music. The first measure has an E<sup>b</sup>7 chord. The second measure has a G<sup>b</sup> chord. The third measure has a D<sup>#</sup> chord. The fourth measure has an E<sup>b</sup>7 chord.

A<sup>7</sup>

Musical notation for A<sup>7</sup> chord progression. The staff shows four measures of music. The first measure has an A<sup>7</sup> chord. The second measure has a C<sup>b</sup> chord. The third measure has an A<sup>7</sup> chord. The fourth measure has a C<sup>b</sup> chord.

F<sup>7</sup>

Musical notation for F<sup>7</sup> chord progression. The staff shows four measures of music. The first measure has an F<sup>7</sup> chord with a 5 3 2 1 fingering. The second measure has a D<sup>b</sup> chord with a 5 3 2 1 fingering. The third measure has an F<sup>7</sup> chord with a 5 4 2 1 fingering. The fourth measure has a D<sup>b</sup> chord with a 3 2 fingering.

A<sup>7</sup>

Musical notation for A<sup>7</sup> chord progression. The staff shows four measures of music. The first measure has an A<sup>7</sup> chord. The second measure has a C<sup>b</sup> chord. The third measure has an A<sup>7</sup> chord. The fourth measure has a C<sup>b</sup> chord.

C<sup>7</sup>

Musical notation for C<sup>7</sup> chord progression. The staff shows four measures of music. The first measure has a C<sup>7</sup> chord. The second measure has an E<sup>b</sup> chord. The third measure has a C<sup>7</sup> chord. The fourth measure has an E<sup>b</sup> chord.

for: E7 G7 Bb7 D7 chords

Musical notation for E7, G7, Bb7, D7 chords. The staff shows a sequence of notes: E4, G4, Bb4, D5, E5, D4, G4, Bb4, E4. Fingering numbers 1, 2, 4, 5, #4, 2, 1, 2 are placed above the notes. A slur covers the last four notes (D5, E5, D4, G4) with fingering 1, 2, 3, 5. Another slur covers the last four notes (Bb4, E4, D4, G4) with fingering 4, 3, 2, 1.

for: F7 Ab7 B7 Eb7 chords

Musical notation for F7, Ab7, B7, Eb7 chords. The staff shows a sequence of notes: F4, Ab4, Bb4, Eb5, F5, Eb4, Ab4, Bb4, F4. A slur covers the last four notes (Eb5, F5, Eb4, Ab4) with fingering 4.

for: Gb7 A7 C7 E7 chords

Musical notation for Gb7, A7, C7, E7 chords. The staff shows a sequence of notes: Gb4, A4, C#4, E5, Gb4, A4, C#4, E4. A slur covers the last four notes (E5, Gb4, A4, C#4) with fingering 4.

Eb7

Musical notation for Eb7 chord. The staff shows a sequence of notes: Eb4, Gb4, Ab4, Eb5, Eb4, Gb4, Ab4, Eb4. Fingering numbers 3, 2, 1, 4, 1, 3, 1, 4, 1, 3, 2, 1 are placed above the notes. A slur covers the first four notes (Eb4, Gb4, Ab4, Eb5) with fingering 3.

G7

Musical notation for G7 chord. The staff shows a sequence of notes: G4, Bb4, C#4, G5, G4, Bb4, C#4, G4. Fingering numbers 4, 3, 2, 1, 3, 1, 4, 1, 5, 4, 3, 2, 1 are placed above the notes. A slur covers the first four notes (G4, Bb4, C#4, G5) with fingering 3.

Db7

Musical notation for Db7 chord. The staff shows a sequence of notes: Db4, Fb4, Gb4, Db5, Db4, Fb4, Gb4, Db4. Fingering numbers 3, 3, 3, 2, 1 are placed above the notes. A slur covers the first four notes (Db4, Fb4, Gb4, Db5) with fingering 3.

for: C7 Eb7 Gb7 A7 chords

Musical notation for C7, Eb7, Gb7, A7 chords. The staff shows a sequence of notes: C4, Eb4, Gb4, A5, C5, Eb4, Gb4, C4. Fingering numbers 5, 5, 4, 5, 4, 5 are placed above the notes. A slur covers the last four notes (C5, Eb4, Gb4, C4) with fingering 4.

for: Db7 E7 G7 Bb7 chords

Musical notation for Db7, E7, G7, Bb7 chords. The staff shows a sequence of notes: Db4, E4, G4, Bb4, Db4, E4, G4, Bb4. Fingering numbers b, b, b are placed above the first three notes.

for: D7 F7 Ab7 B7 chords

Musical notation for D7, F7, Ab7, B7 chords. The staff shows a sequence of notes: D4, F4, Ab4, B4, D4, F4, Ab4, B4. Fingering numbers #, b are placed above the first two notes.

for: C<sup>7</sup> E<sup>b7</sup> G<sup>b7</sup> A<sup>7</sup> chords

Musical notation for C<sup>7</sup>, E<sup>b7</sup>, G<sup>b7</sup>, and A<sup>7</sup> chords. The notation shows a sequence of notes on a treble clef staff with various accidentals and fingerings (4, 1, 4, 5, 1, 4, 5, 4, 5).

for: D<sup>b7</sup> E<sup>7</sup> G<sup>7</sup> B<sup>b7</sup> chords

Musical notation for D<sup>b7</sup>, E<sup>7</sup>, G<sup>7</sup>, and B<sup>b7</sup> chords. The notation shows a sequence of notes on a treble clef staff with various accidentals and fingerings (b, b, b, b, b).

for: D<sup>7</sup> F<sup>7</sup> A<sup>b7</sup> B<sup>7</sup> chords

Musical notation for D<sup>7</sup>, F<sup>7</sup>, A<sup>b7</sup>, and B<sup>7</sup> chords. The notation shows a sequence of notes on a treble clef staff with various accidentals and fingerings (b, b, #, #).

for: E<sup>7</sup> G<sup>7</sup> B<sup>b7</sup> D<sup>b7</sup> chords

Musical notation for E<sup>7</sup>, G<sup>7</sup>, B<sup>b7</sup>, and D<sup>b7</sup> chords. The notation shows a sequence of notes on a treble clef staff with various accidentals and fingerings (2, 1, 3, b5, 2, 1, 3, 5).

for: F<sup>7</sup> A<sup>b7</sup> B<sup>7</sup> D<sup>7</sup> chords

Musical notation for F<sup>7</sup>, A<sup>b7</sup>, B<sup>7</sup>, and D<sup>7</sup> chords. The notation shows a sequence of notes on a treble clef staff with various accidentals and fingerings (#, #, #, #, #, #, #, #).

for: G<sup>b7</sup> A<sup>7</sup> C<sup>7</sup> E<sup>b7</sup> chords

Musical notation for G<sup>b7</sup>, A<sup>7</sup>, C<sup>7</sup>, and E<sup>b7</sup> chords. The notation shows a sequence of notes on a treble clef staff with various accidentals and fingerings (#, #, #, #, #, #, #, #).

for: G<sup>7</sup> B<sup>b7</sup> D<sup>b7</sup> E<sup>7</sup> chords

Musical notation for G<sup>7</sup>, B<sup>b7</sup>, D<sup>b7</sup>, and E<sup>7</sup> chords. The notation shows a sequence of notes on a treble clef staff with various accidentals and fingerings (5, 3, 2, 1, 1, 1, 2, 1, 1, 2).

for: A<sup>b7</sup> B<sup>7</sup> D<sup>7</sup> F<sup>7</sup> chords

Musical notation for A<sup>b7</sup>, B<sup>7</sup>, D<sup>7</sup>, and F<sup>7</sup> chords. The notation shows a sequence of notes on a treble clef staff with various accidentals and fingerings (b, b, 1, 2, 1, 1, 1, 1, 1, 2).

for: A<sup>7</sup> C<sup>7</sup> E<sup>b7</sup> G<sup>b7</sup> chords

Musical notation for A<sup>7</sup>, C<sup>7</sup>, E<sup>b7</sup>, and G<sup>b7</sup> chords. The notation shows a sequence of notes on a treble clef staff with various accidentals and fingerings (1, 1, 1, 2, 1, 2, 1, 1).

for: D<sup>7</sup> E<sup>7</sup> G<sup>b7</sup> A<sup>b7</sup> B<sup>b7</sup> C<sup>7</sup> chords

A musical staff in treble clef showing a sequence of notes with fingerings. The notes are: D4 (1), E4 (3), F4 (4), G4 (1), A4 (2), B4 (4), C5 (5), B4 (1), A4 (2), G4 (4), F4 (5), E4 (1), D4 (2), C4 (4), B3 (5), A3 (1).

for: E<sup>b7</sup> F<sup>7</sup> G<sup>7</sup> A<sup>7</sup> B<sup>7</sup> D<sup>b7</sup> chords

A musical staff in treble clef showing a sequence of notes with fingerings. The notes are: B3 (b), C4 (b), D4 (b), E4 (b), F4 (b), G4 (b), A4 (b), B4 (b), C5 (b), B4 (b), A4 (b), G4 (b), F4 (b), E4 (b), D4 (b), C4 (b), B3 (b).

for: C<sup>7</sup> D<sup>7</sup> E<sup>7</sup> G<sup>b7</sup> A<sup>b7</sup> B<sup>b7</sup> chords

A musical staff in treble clef showing a sequence of notes with fingerings. The notes are: C4 (1), D4 (5), E4 (b), F4 (4), G4 (2), A4 (1), B4 (5), C5 (4), B4 (2), A4 (1), G4 (2), F4 (1), E4 (1), D4 (1), C4 (1).

for: D<sup>b7</sup> E<sup>b7</sup> F<sup>7</sup> G<sup>7</sup> A<sup>7</sup> B<sup>7</sup> chords

A musical staff in treble clef showing a sequence of notes with fingerings. The notes are: C4 (b), D4 (b), E4 (b), F4 (b), G4 (b), A4 (b), B4 (b), C5 (b), B4 (b), A4 (b), G4 (b), F4 (b), E4 (b), D4 (b), C4 (b), B3 (b).

G<sup>7</sup>

A musical staff in treble clef for the G7 chord. Notes: G4 (1), A4 (3), B4 (5), C5 (5), B4 (4), A4 (3), G4 (2), F4 (1), E4 (2), D4 (3), C4 (5), B3 (1), A3 (4), G3 (2), F3 (1), E3 (2).

A<sup>b7</sup>

A musical staff in treble clef for the Ab7 chord. Notes: G4 (b) (1), A4 (b) (3), B4 (b) (5), C5 (b) (4), B4 (b) (5), A4 (b) (1), G4 (b) (3), F4 (b) (5), E4 (b) (4), D4 (b) (5), C4 (b) (1), B3 (b) (3), A3 (b) (5), G3 (b) (4), F3 (b) (5), E3 (b) (1).

G<sup>b7</sup>

A musical staff in treble clef for the Gb7 chord. Notes: G4 (b) (1), A4 (b) (3), B4 (b) (5), C5 (b) (4), B4 (b) (5), A4 (b) (2), G4 (b) (3), F4 (b) (5), E4 (b) (4), D4 (b) (3), C4 (b) (1), B3 (b) (2), A3 (b) (3), G3 (b) (4), F3 (b) (5), E3 (b) (1).

Any chord

Musical notation for the 'Any chord' exercise. The staff shows a sequence of eighth notes with various accidentals. Above the staff, the fingerings are indicated as: 2 1 2 4 2 1 2 4 2 1 2 4 2 1 2 4 2 1 2 4.

for: F<sup>7</sup> A<sup>b</sup>7 B<sup>7</sup> D<sup>7</sup> chords

Musical notation for the exercise for F<sup>7</sup>, A<sup>b</sup>7, B<sup>7</sup>, and D<sup>7</sup> chords. The staff shows eighth notes with fingerings: 1 5 4 1 3 3 3 3 3 3 3.

for: G<sup>b</sup>7 A<sup>7</sup> C<sup>7</sup> E<sup>b</sup>7 chords

Musical notation for the exercise for G<sup>b</sup>7, A<sup>7</sup>, C<sup>7</sup>, and E<sup>b</sup>7 chords. The staff shows eighth notes with fingerings: 1 1 3 3 3 3 3 3 3 3 3.

for: G<sup>7</sup> B<sup>b</sup>7 D<sup>b</sup>7 E<sup>7</sup> chords

Musical notation for the exercise for G<sup>7</sup>, B<sup>b</sup>7, D<sup>b</sup>7, and E<sup>7</sup> chords. The staff shows eighth notes with fingerings: 1 2 3 3 3 3 3 3 3 3 3.

for: F<sup>7</sup> A<sup>b</sup>7 B<sup>7</sup> D<sup>7</sup> chords

Musical notation for the exercise for F<sup>7</sup>, A<sup>b</sup>7, B<sup>7</sup>, and D<sup>7</sup> chords. The staff shows eighth notes with fingerings: 3 3 3 3 3 3 3 3 3 3 3.

for: G<sup>b</sup>7 A<sup>7</sup> C<sup>7</sup> E<sup>b</sup>7 chords

Musical notation for the exercise for G<sup>b</sup>7, A<sup>7</sup>, C<sup>7</sup>, and E<sup>b</sup>7 chords. The staff shows eighth notes with fingerings: 3 3 3 3 3 3 3 3 3 3 3.

for: G<sup>7</sup> B<sup>b</sup>7 D<sup>b</sup>7 E<sup>7</sup> chords

Musical notation for the exercise for G<sup>7</sup>, B<sup>b</sup>7, D<sup>b</sup>7, and E<sup>7</sup> chords. The staff shows eighth notes with fingerings: 3 3 3 3 3 3 3 3 3 3 3.

for: F<sup>7</sup> A<sup>b7</sup> B<sup>7</sup> D<sup>7</sup> chords

A musical staff in treble clef showing a sequence of eighth-note triplets. The notes are: F4, A4, B4 (F7); G4, A4, B4 (Ab7); C5, D5, E5 (B7); F5, G5, A5 (D7). Each triplet is marked with a '3' above it.

for: G<sup>b7</sup> A<sup>7</sup> C<sup>7</sup> E<sup>b7</sup> chords

A musical staff in treble clef showing a sequence of eighth-note triplets. The notes are: G4, A4, B4 (Gb7); C5, D5, E5 (A7); F5, G5, A5 (C7); B5, C6, D6 (Eb7). Each triplet is marked with a '3' above it.

for: G<sup>7</sup> B<sup>b7</sup> D<sup>b7</sup> E<sup>7</sup> chords

A musical staff in treble clef showing a sequence of eighth-note triplets. The notes are: G4, A4, B4 (G7); C5, D5, E5 (Bb7); F5, G5, A5 (Db7); B5, C6, D6 (E7). Each triplet is marked with a '3' above it.

for: F<sup>7</sup> A<sup>b7</sup> B<sup>7</sup> D<sup>7</sup> chords

A musical staff in treble clef showing a sequence of eighth-note triplets. The notes are: F4, A4, B4 (F7); G4, A4, B4 (Ab7); C5, D5, E5 (B7); F5, G5, A5 (D7). Each triplet is marked with a '3' above it.

for: G<sup>b7</sup> A<sup>7</sup> C<sup>7</sup> E<sup>7</sup> chords

A musical staff in treble clef showing a sequence of eighth-note triplets. The notes are: G4, A4, B4 (Gb7); C5, D5, E5 (A7); F5, G5, A5 (C7); B5, C6, D6 (E7). Each triplet is marked with a '3' above it.

for: G<sup>7</sup> B<sup>b7</sup> D<sup>b7</sup> E<sup>7</sup> chords

A musical staff in treble clef showing a sequence of eighth-note triplets. The notes are: G4, A4, B4 (G7); C5, D5, E5 (Bb7); F5, G5, A5 (Db7); B5, C6, D6 (E7). Each triplet is marked with a '3' above it.

for: F<sup>7</sup> A<sup>b7</sup> B<sup>7</sup> D<sup>7</sup> chords

A musical staff in treble clef showing a sequence of eighth-note triplets. The notes are: F4, A4, B4 (F7); G4, A4, B4 (Ab7); C5, D5, E5 (B7); F5, G5, A5 (D7). Each triplet is marked with a '3' above it.

for: G<sup>b7</sup> A<sup>7</sup> C<sup>7</sup> E<sup>b7</sup> chords

A musical staff in treble clef showing a sequence of eighth-note triplets. The notes are: G4, A4, B4 (Gb7); C5, D5, E5 (A7); F5, G5, A5 (C7); B5, C6, D6 (Eb7). Each triplet is marked with a '3' above it.

for: G<sup>7</sup> B<sup>b7</sup> D<sup>b7</sup> E<sup>7</sup> chords

A musical staff in treble clef showing a sequence of eighth-note triplets. The notes are: G4, A4, B4 (G7); C5, D5, E5 (Bb7); F5, G5, A5 (Db7); B5, C6, D6 (E7). Each triplet is marked with a '3' above it.

for: F<sup>7</sup> A<sup>b7</sup> B<sup>7</sup> D<sup>7</sup> chords



for: G<sup>b7</sup> A<sup>7</sup> C<sup>7</sup> E<sup>b7</sup> chords



for: G<sup>7</sup> B<sup>b7</sup> D<sup>b7</sup> E<sup>7</sup> chords



for: F<sup>7</sup> A<sup>b7</sup> B<sup>7</sup> D<sup>7</sup> chords



for: G<sup>b7</sup> A<sup>7</sup> C<sup>7</sup> E<sup>b7</sup> chords



for: G<sup>7</sup> B<sup>b7</sup> D<sup>b7</sup> E<sup>7</sup> chords



for: F<sup>7</sup> A<sup>b7</sup> B<sup>7</sup> D<sup>7</sup> chords



for: G<sup>b7</sup> A<sup>7</sup> C<sup>7</sup> E<sup>b7</sup> chords



for: G<sup>7</sup> B<sup>b7</sup> D<sup>b7</sup> E<sup>7</sup> chords





for: F<sup>7</sup> A<sup>b7</sup> B<sup>7</sup> D<sup>7</sup> chords

Musical staff with treble clef, key signature of one flat, and a sequence of eighth notes with fingerings 1 5 3 2 1 5 3 2 1 5 3 2 1 5 3 2.

for: G<sup>b7</sup> A<sup>7</sup> C<sup>7</sup> E<sup>b7</sup> chords

Musical staff with treble clef, key signature of two flats, and a sequence of eighth notes.

for: G<sup>7</sup> B<sup>b7</sup> D<sup>b7</sup> E<sup>7</sup> chords

Musical staff with treble clef, key signature of one flat, and a sequence of eighth notes.

for: F<sup>7</sup> A<sup>b7</sup> B<sup>7</sup> D<sup>7</sup> chords

Musical staff with treble clef, key signature of one flat, and a sequence of eighth notes with fingerings 2 1 5 3 2 1 5 3 2 1 5 3 2 1 5 3.

for: G<sup>b7</sup> A<sup>7</sup> C<sup>7</sup> E<sup>b7</sup> chords

Musical staff with treble clef, key signature of two flats, and a sequence of eighth notes.

for: G<sup>7</sup> B<sup>b7</sup> D<sup>b7</sup> E<sup>7</sup> chords

Musical staff with treble clef, key signature of one flat, and a sequence of eighth notes.

for: F<sup>7</sup> A<sup>b7</sup> B<sup>7</sup> D<sup>7</sup> chords

Musical staff with treble clef, key signature of one flat, and a sequence of eighth notes with fingerings 1 5 2 1 4 1 2 5 1 5 2 1 4 1 2 5.

for: G<sup>b7</sup> A<sup>7</sup> C<sup>7</sup> E<sup>b7</sup> chords

Musical staff with treble clef, key signature of two flats, and a sequence of eighth notes.

for: G<sup>7</sup> B<sup>b7</sup> D<sup>b7</sup> E<sup>7</sup> chords

Musical staff with treble clef, key signature of one flat, and a sequence of eighth notes.

for: F<sup>7</sup> A<sup>b7</sup> B<sup>7</sup> D<sup>7</sup> chords

Musical notation for F<sup>7</sup>, A<sup>b7</sup>, B<sup>7</sup>, and D<sup>7</sup> chords. The notation shows a sequence of eighth notes with fingerings: 4, 1, 2, 4, 3, 3, 3, 3. The notes are: F#4, G#4, A4, B4, C5, D5, E5, F#5.

for: G<sup>b7</sup> A<sup>7</sup> C<sup>7</sup> E<sup>b7</sup> chords

Musical notation for G<sup>b7</sup>, A<sup>7</sup>, C<sup>7</sup>, and E<sup>b7</sup> chords. The notation shows a sequence of eighth notes with fingerings: 3, 3, 3, 3, 3, 3, 3, 3. The notes are: Gb4, Ab4, Bb4, C5, D5, Eb5, F5, G5.

for: G<sup>7</sup> B<sup>b7</sup> D<sup>b7</sup> E<sup>7</sup> chords

Musical notation for G<sup>7</sup>, B<sup>b7</sup>, D<sup>b7</sup>, and E<sup>7</sup> chords. The notation shows a sequence of eighth notes with fingerings: 3, 3, 3, 3, 3, 3, 3, 3. The notes are: G#4, A#4, B4, C5, D5, Eb5, F5, G#5.

for: F<sup>7</sup> A<sup>b7</sup> B<sup>7</sup> D<sup>7</sup> chords

Musical notation for F<sup>7</sup>, A<sup>b7</sup>, B<sup>7</sup>, and D<sup>7</sup> chords. The notation shows a sequence of eighth notes with fingerings: 4, 1, 3, 4, 3, 3, 3, 3. The notes are: F#4, G#4, A4, B4, C5, D5, E5, F#5.

for: G<sup>b7</sup> A<sup>7</sup> C<sup>7</sup> E<sup>b7</sup> chords

Musical notation for G<sup>b7</sup>, A<sup>7</sup>, C<sup>7</sup>, and E<sup>b7</sup> chords. The notation shows a sequence of eighth notes with fingerings: 3, 3, 3, 3, 3, 3, 3, 3. The notes are: Gb4, Ab4, Bb4, C5, D5, Eb5, F5, G5.

for: G<sup>7</sup> B<sup>b7</sup> D<sup>b7</sup> E<sup>7</sup> chords

Musical notation for G<sup>7</sup>, B<sup>b7</sup>, D<sup>b7</sup>, and E<sup>7</sup> chords. The notation shows a sequence of eighth notes with fingerings: 3, 3, 3, 3, 3, 3, 3, 3. The notes are: G#4, A#4, B4, C5, D5, Eb5, F5, G#5.

for: F<sup>7</sup> A<sup>b7</sup> B<sup>7</sup> D<sup>7</sup> chords

Musical notation for F<sup>7</sup>, A<sup>b7</sup>, B<sup>7</sup>, and D<sup>7</sup> chords. The notation shows a sequence of eighth notes with fingerings: 3, 2, 5, 2, 1, 5, 3, 3. The notes are: F#4, G#4, A4, B4, C5, D5, E5, F#5.

for: G<sup>b7</sup> A<sup>7</sup> C<sup>7</sup> E<sup>b7</sup> chords

Musical notation for G<sup>b7</sup>, A<sup>7</sup>, C<sup>7</sup>, and E<sup>b7</sup> chords. The notation shows a sequence of eighth notes with fingerings: 3, 2, 5, 2, 1, 5, 3, 3. The notes are: Gb4, Ab4, Bb4, C5, D5, Eb5, F5, G5.

for: G<sup>7</sup> B<sup>b7</sup> D<sup>b7</sup> E<sup>7</sup> chords

Musical notation for G<sup>7</sup>, B<sup>b7</sup>, D<sup>b7</sup>, and E<sup>7</sup> chords. The notation shows a sequence of eighth notes with fingerings: 3, 3, 3, 3, 3, 3, 3, 3. The notes are: G#4, A#4, B4, C5, D5, Eb5, F5, G#5.

for: C7 Eb7 Gb7 A7 chords

Right hand (r.h.) and Left hand (l.h.) musical notation for C7, Eb7, Gb7, and A7 chords. The r.h. part features a descending scale with a 5-fingered octave leap at the end of each measure. The l.h. part features a descending scale with a 5-fingered octave leap at the end of each measure.

for: Db7 E7 G7 Bb7 chords

Right hand (r.h.) and Left hand (l.h.) musical notation for Db7, E7, G7, and Bb7 chords. The r.h. part features a descending scale with a 5-fingered octave leap at the end of each measure. The l.h. part features a descending scale with a 5-fingered octave leap at the end of each measure.

for: D7 F7 Ab7 B7 chords

Right hand (r.h.) and Left hand (l.h.) musical notation for D7, F7, Ab7, and B7 chords. The r.h. part features a descending scale with a 5-fingered octave leap at the end of each measure. The l.h. part features a descending scale with a 5-fingered octave leap at the end of each measure.

Musical notation for C7, E7, and Bb7 chords. Each chord is shown on a separate staff with a descending scale and a 5-fingered octave leap at the end of each measure. The C7 staff includes fingering numbers 1, 5, 1, 3, 2, 1, 3, 2, 1. The E7 staff includes fingering numbers 1, 3, 2, 1, 3, 1, 3, 1. The Bb7 staff includes fingering numbers 1, 3, 3.

Musical notation for C7, F7, and A7 chords. Each chord is shown on a separate staff with a descending scale and a 5-fingered octave leap at the end of each measure. The C7 staff includes fingering numbers 1, 5, 1, 3, 5, 2, 1. The F7 staff includes a flat sign on the second measure. The A7 staff includes a sharp sign on the second measure.

G7

5 3 1 3 2 1

B<sup>b</sup>7

1 3

F7

G7

5 4 2 1 5 4 2 1 3

A<sup>b</sup>7

D7

F7

5 3 5 4 1

C7

A7

for: B<sup>b</sup>7 D<sup>b</sup>7 E7 G7 chords

Musical staff showing a sequence of chords: B<sup>b</sup>7, D<sup>b</sup>7, E7, and G7. The notes are: B<sup>b</sup>7 (F<sup>b</sup>, A<sup>b</sup>, C<sup>b</sup>, D<sup>b</sup>), D<sup>b</sup>7 (C<sup>b</sup>, E<sup>b</sup>, G<sup>b</sup>, A<sup>b</sup>), E7 (G, B, D, F<sup>b</sup>), and G7 (F, A, C, D). Fingering numbers (1-5) and triplets are indicated above the notes.

for: B7 D7 F7 A<sup>b</sup>7 chords

Musical staff showing a sequence of chords: B7, D7, F7, and A<sup>b</sup>7. The notes are: B7 (G, B, D, F), D7 (C, D, F, G), F7 (E, G, A, C), and A<sup>b</sup>7 (G, B<sup>b</sup>, D<sup>b</sup>, E<sup>b</sup>). Fingering numbers and triplets are indicated above the notes.

for: C7 E<sup>b</sup>7 G<sup>b</sup>7 A7 chords

Musical staff showing a sequence of chords: C7, E<sup>b</sup>7, G<sup>b</sup>7, and A7. The notes are: C7 (B, C, E, F), E<sup>b</sup>7 (D<sup>b</sup>, F, G, A<sup>b</sup>), G<sup>b</sup>7 (F<sup>b</sup>, A<sup>b</sup>, B<sup>b</sup>, C<sup>b</sup>), and A7 (G, B, C, E). Fingering numbers and triplets are indicated above the notes.

for: B<sup>b</sup>7 D<sup>b</sup>7 E7 G7 chords

Musical staff showing a sequence of chords: B<sup>b</sup>7, D<sup>b</sup>7, E7, and G7. The notes are: B<sup>b</sup>7 (F<sup>b</sup>, A<sup>b</sup>, C<sup>b</sup>, D<sup>b</sup>), D<sup>b</sup>7 (C<sup>b</sup>, E<sup>b</sup>, G<sup>b</sup>, A<sup>b</sup>), E7 (G, B, D, F<sup>b</sup>), and G7 (F, A, C, D). Fingering numbers and triplets are indicated above the notes.

for: B7 D7 F7 A<sup>b</sup>7 chords

Musical staff showing a sequence of chords: B7, D7, F7, and A<sup>b</sup>7. The notes are: B7 (G, B, D, F), D7 (C, D, F, G), F7 (E, G, A, C), and A<sup>b</sup>7 (G, B<sup>b</sup>, D<sup>b</sup>, E<sup>b</sup>). Fingering numbers and triplets are indicated above the notes.

for: C7 E<sup>b</sup>7 G<sup>b</sup>7 A7 chords

Musical staff showing a sequence of chords: C7, E<sup>b</sup>7, G<sup>b</sup>7, and A7. The notes are: C7 (B, C, E, F), E<sup>b</sup>7 (D<sup>b</sup>, F, G, A<sup>b</sup>), G<sup>b</sup>7 (F<sup>b</sup>, A<sup>b</sup>, B<sup>b</sup>, C<sup>b</sup>), and A7 (G, B, C, E). Fingering numbers and triplets are indicated above the notes.

for: E<sup>b</sup>7 G<sup>b</sup>7 A7 C7 chords

Musical staff showing a sequence of chords: E<sup>b</sup>7, G<sup>b</sup>7, A7, and C7. The notes are: E<sup>b</sup>7 (D<sup>b</sup>, F, G, A<sup>b</sup>), G<sup>b</sup>7 (F<sup>b</sup>, A<sup>b</sup>, B<sup>b</sup>, C<sup>b</sup>), A7 (G, B, C, E), and C7 (B, C, E, F). Fingering numbers and triplets are indicated above the notes.

for: E7 G7 B<sup>b</sup>7 D<sup>b</sup>7 chords

Musical staff showing a sequence of chords: E7, G7, B<sup>b</sup>7, and D<sup>b</sup>7. The notes are: E7 (G, B, D, F<sup>b</sup>), G7 (F, A, C, D), B<sup>b</sup>7 (A<sup>b</sup>, C<sup>b</sup>, D<sup>b</sup>, E<sup>b</sup>), and D<sup>b</sup>7 (C<sup>b</sup>, E<sup>b</sup>, G<sup>b</sup>, A<sup>b</sup>). Fingering numbers and triplets are indicated above the notes.

for: F7 A<sup>b</sup>7 B7 D7 chords

Musical staff showing a sequence of chords: F7, A<sup>b</sup>7, B7, and D7. The notes are: F7 (E, G, A, C), A<sup>b</sup>7 (G, B<sup>b</sup>, D<sup>b</sup>, E<sup>b</sup>), B7 (A, C, D, F), and D7 (C, D, F, G). Fingering numbers and triplets are indicated above the notes.

for: F#7 A7 C7 Eb7 chords



for: G7 Bb7 Db7 E7 chords



for: Ab7 B7 D7 F7 chords



for: A7 C7 Eb7 Gb7 chords



for: Bb7 Db7 E7 G7 chords



for: B7 D7 F7 Ab7 chords



for: C7 Eb7 Gb7 A7 chords



for: Db7 E7 G7 Bb7 chords



for: D7 F7 Ab7 B7 chords



for: A<sup>7</sup> C<sup>7</sup> E<sup>b</sup>7 G<sup>b</sup>7 chords

for: B<sup>b</sup>7 D<sup>b</sup>7 E<sup>7</sup> G<sup>7</sup> chords

for: B<sup>7</sup> D<sup>7</sup> F<sup>7</sup> A<sup>b</sup>7 chords

for: F<sup>#</sup>7 A<sup>7</sup> C<sup>7</sup> E<sup>b</sup>7 chords

for: G<sup>7</sup> B<sup>b</sup>7 D<sup>b</sup>7 E<sup>7</sup> chords

for: A<sup>b</sup>7 B<sup>7</sup> D<sup>7</sup> F<sup>7</sup> chords

for: C<sup>7</sup> E<sup>b</sup>7 G<sup>b</sup>7 A<sup>7</sup> chords

for: D<sup>b</sup>7 E<sup>7</sup> G<sup>7</sup> B<sup>b</sup>7 chords

for: D<sup>7</sup> F<sup>7</sup> A<sup>b</sup>7 B<sup>7</sup> chords

for: E<sup>7</sup> G<sup>7</sup> B<sup>b7</sup> D<sup>b7</sup> chords

A musical staff in treble clef showing a sequence of eighth notes. The notes are: E4 (with fingering 5), G4 (with fingering 2), B4 (with fingering 3), D5 (with fingering 1), E5 (with fingering 5), G5 (with fingering 2), B5 (with fingering 3), D6 (with fingering 1), E6 (with fingering 5), G6 (with fingering 2), B6 (with fingering 3), D7 (with fingering 1), E7 (with fingering 5), G7 (with fingering 2), B7 (with fingering 3), D8 (with fingering 1).

for: F<sup>7</sup> A<sup>b7</sup> B<sup>7</sup> D<sup>7</sup> chords

A musical staff in treble clef showing a sequence of eighth notes. The notes are: F4 (with fingering 5), A4 (with fingering 2), B4 (with fingering 3), D5 (with fingering 1), F5 (with fingering 5), A5 (with fingering 2), B5 (with fingering 3), D6 (with fingering 1), F6 (with fingering 5), A6 (with fingering 2), B6 (with fingering 3), D7 (with fingering 1), F7 (with fingering 5), A7 (with fingering 2), B7 (with fingering 3), D8 (with fingering 1).

for: G<sup>b7</sup> A<sup>7</sup> C<sup>7</sup> E<sup>b7</sup> chords

A musical staff in treble clef showing a sequence of eighth notes. The notes are: G<sup>b</sup>4 (with fingering 5), A4 (with fingering 2), C5 (with fingering 3), E5 (with fingering 1), G<sup>b</sup>5 (with fingering 5), A5 (with fingering 2), C6 (with fingering 3), E6 (with fingering 1), G<sup>b</sup>6 (with fingering 5), A6 (with fingering 2), C7 (with fingering 3), E7 (with fingering 1), G<sup>b</sup>7 (with fingering 5), A7 (with fingering 2), C8 (with fingering 3), E8 (with fingering 1).

for: B<sup>b7</sup> D<sup>b7</sup> E<sup>7</sup> G<sup>7</sup> chords

A musical staff in treble clef showing a sequence of eighth notes. The notes are: B<sup>b</sup>4 (with fingering 1), D<sup>b</sup>4 (with fingering 3), E4 (with fingering 2), G4 (with fingering 5), B<sup>b</sup>4 (with fingering 1), D<sup>b</sup>4 (with fingering 3), E4 (with fingering 2), G4 (with fingering 5), B<sup>b</sup>4 (with fingering 1), D<sup>b</sup>4 (with fingering 3), E4 (with fingering 2), G4 (with fingering 5), B<sup>b</sup>4 (with fingering 1), D<sup>b</sup>4 (with fingering 3), E4 (with fingering 2), G4 (with fingering 5).

for: B<sup>7</sup> D<sup>7</sup> F<sup>7</sup> A<sup>b7</sup> chords

A musical staff in treble clef showing a sequence of eighth notes. The notes are: B4 (with fingering 5), D4 (with fingering 2), F4 (with fingering 3), A<sup>b</sup>4 (with fingering 1), B4 (with fingering 5), D4 (with fingering 2), F4 (with fingering 3), A<sup>b</sup>4 (with fingering 1), B4 (with fingering 5), D4 (with fingering 2), F4 (with fingering 3), A<sup>b</sup>4 (with fingering 1), B4 (with fingering 5), D4 (with fingering 2), F4 (with fingering 3), A<sup>b</sup>4 (with fingering 1).

for: C<sup>7</sup> E<sup>b7</sup> G<sup>b7</sup> A<sup>7</sup> chords

A musical staff in treble clef showing a sequence of eighth notes. The notes are: C4 (with fingering 5), E<sup>b</sup>4 (with fingering 2), G<sup>b</sup>4 (with fingering 3), A4 (with fingering 1), C4 (with fingering 5), E<sup>b</sup>4 (with fingering 2), G<sup>b</sup>4 (with fingering 3), A4 (with fingering 1), C4 (with fingering 5), E<sup>b</sup>4 (with fingering 2), G<sup>b</sup>4 (with fingering 3), A4 (with fingering 1), C4 (with fingering 5), E<sup>b</sup>4 (with fingering 2), G<sup>b</sup>4 (with fingering 3), A4 (with fingering 1).

for: D<sup>b7</sup> E<sup>7</sup> G<sup>7</sup> B<sup>b7</sup> chords

A musical staff in treble clef showing a sequence of eighth notes. The notes are: D<sup>b</sup>4 (with fingering 3), E4 (with fingering 2), G4 (with fingering 1), B<sup>b</sup>4 (with fingering 3), D<sup>b</sup>4 (with fingering 3), E4 (with fingering 2), G4 (with fingering 1), B<sup>b</sup>4 (with fingering 3), D<sup>b</sup>4 (with fingering 3), E4 (with fingering 2), G4 (with fingering 1), B<sup>b</sup>4 (with fingering 3), D<sup>b</sup>4 (with fingering 3), E4 (with fingering 2), G4 (with fingering 1), B<sup>b</sup>4 (with fingering 3).

for: D<sup>7</sup> F<sup>7</sup> A<sup>b7</sup> B<sup>7</sup> chords

A musical staff in treble clef showing a sequence of eighth notes. The notes are: D4 (with fingering 3), F4 (with fingering 2), A<sup>b</sup>4 (with fingering 1), B4 (with fingering 3), D4 (with fingering 3), F4 (with fingering 2), A<sup>b</sup>4 (with fingering 1), B4 (with fingering 3), D4 (with fingering 3), F4 (with fingering 2), A<sup>b</sup>4 (with fingering 1), B4 (with fingering 3), D4 (with fingering 3), F4 (with fingering 2), A<sup>b</sup>4 (with fingering 1), B4 (with fingering 3).

for: E<sup>b7</sup> G<sup>b7</sup> A<sup>7</sup> C<sup>7</sup> chords

A musical staff in treble clef showing a sequence of eighth notes. The notes are: E<sup>b</sup>4 (with fingering 3), G<sup>b</sup>4 (with fingering 2), A4 (with fingering 1), C4 (with fingering 3), E<sup>b</sup>4 (with fingering 3), G<sup>b</sup>4 (with fingering 2), A4 (with fingering 1), C4 (with fingering 3), E<sup>b</sup>4 (with fingering 3), G<sup>b</sup>4 (with fingering 2), A4 (with fingering 1), C4 (with fingering 3), E<sup>b</sup>4 (with fingering 3), G<sup>b</sup>4 (with fingering 2), A4 (with fingering 1), C4 (with fingering 3).



for: D<sup>b</sup>7 E7 G7 B<sup>b</sup>7 chords

Musical staff showing a sequence of chords: D<sup>b</sup>7, E7, G7, B<sup>b</sup>7. The notation includes fingerings (1, 2, 3, 4) and triplets (3) for each chord.

for: D7 F7 A<sup>b</sup>7 B7 chords

Musical staff showing a sequence of chords: D7, F7, A<sup>b</sup>7, B7. The notation includes fingerings (1, 2, 3, 4) and triplets (3) for each chord.

for: E<sup>b</sup>7 G<sup>b</sup>7 A7 C7 chords

Musical staff showing a sequence of chords: E<sup>b</sup>7, G<sup>b</sup>7, A7, C7. The notation includes fingerings (1, 2, 3, 4) and triplets (3) for each chord.

for: G7 B<sup>b</sup>7 D<sup>b</sup>7 E7 chords

Musical staff showing a sequence of chords: G7, B<sup>b</sup>7, D<sup>b</sup>7, E7. The notation includes fingerings (1, 2, 3, 4) and triplets (3) for each chord.

for: A<sup>b</sup>7 B7 D7 F7 chords

Musical staff showing a sequence of chords: A<sup>b</sup>7, B7, D7, F7. The notation includes fingerings (1, 2, 3, 4) and triplets (3) for each chord.

for: A7 C7 E<sup>b</sup>7 G<sup>b</sup>7 chords

Musical staff showing a sequence of chords: A7, C7, E<sup>b</sup>7, G<sup>b</sup>7. The notation includes fingerings (1, 2, 3, 4) and triplets (3) for each chord.

Musical staff showing a sequence of chords: N.C. (No Chords). The notation includes fingerings (1, 2, 3, 4, 5) and triplets (3) for each chord.

C7

D7

G7

for: F7 A<sup>b</sup>7 B7 D7 chords

for: G<sup>b</sup>7 A7 C7 E<sup>b</sup>7 chords

for: G7 B<sup>b</sup>7 D<sup>b</sup>7 E7 chords

for: G7 B<sup>b</sup>7 D<sup>b</sup>7 E7 chords

for: A<sup>b</sup>7 B7 D<sup>b</sup>7 F7 chords

for: A7 C7 E<sup>b</sup>7 G<sup>b</sup>7 chords

for: F<sup>7</sup> A<sup>b7</sup> B<sup>7</sup> D<sup>7</sup> chords

Musical staff with treble clef, showing a sequence of eighth notes for F<sup>7</sup>, A<sup>b7</sup>, B<sup>7</sup>, and D<sup>7</sup> chords. Fingerings 1, 2, 3, 5 are indicated above the notes.

for: G<sup>b7</sup> A<sup>7</sup> C<sup>7</sup> E<sup>b7</sup> chords

Musical staff with treble clef, showing a sequence of eighth notes for G<sup>b7</sup>, A<sup>7</sup>, C<sup>7</sup>, and E<sup>b7</sup> chords.

for: G<sup>7</sup> B<sup>b7</sup> D<sup>b7</sup> E<sup>7</sup> chords

Musical staff with treble clef, showing a sequence of eighth notes for G<sup>7</sup>, B<sup>b7</sup>, D<sup>b7</sup>, and E<sup>7</sup> chords.

for: F<sup>7</sup> A<sup>b7</sup> B<sup>7</sup> D<sup>7</sup> chords

Musical staff with treble clef, showing a sequence of eighth notes for F<sup>7</sup>, A<sup>b7</sup>, B<sup>7</sup>, and D<sup>7</sup> chords. Fingerings 5, 3, 2, 1 are indicated above the notes.

for: G<sup>b7</sup> A<sup>7</sup> C<sup>7</sup> E<sup>b7</sup> chords

Musical staff with treble clef, showing a sequence of eighth notes for G<sup>b7</sup>, A<sup>7</sup>, C<sup>7</sup>, and E<sup>b7</sup> chords.

for: G<sup>7</sup> B<sup>b7</sup> D<sup>b7</sup> E<sup>7</sup> chords

Musical staff with treble clef, showing a sequence of eighth notes for G<sup>7</sup>, B<sup>b7</sup>, D<sup>b7</sup>, and E<sup>7</sup> chords.

for: F<sup>7</sup> A<sup>b7</sup> B<sup>7</sup> D<sup>7</sup> chords

Musical staff with treble clef, showing a sequence of eighth notes for F<sup>7</sup>, A<sup>b7</sup>, B<sup>7</sup>, and D<sup>7</sup> chords. Fingerings 3, 4, 1, 2, 4 are indicated above the notes.

for: G<sup>b7</sup> A<sup>7</sup> C<sup>7</sup> E<sup>b7</sup> chords

Musical staff with treble clef, showing a sequence of eighth notes for G<sup>b7</sup>, A<sup>7</sup>, C<sup>7</sup>, and E<sup>b7</sup> chords. Fingerings 3, 5, 1, 5, 1, 2, 5 are indicated above the notes.

for: G<sup>7</sup> B<sup>b7</sup> D<sup>b7</sup> E<sup>7</sup> chords

Musical staff with treble clef, showing a sequence of eighth notes for G<sup>7</sup>, B<sup>b7</sup>, D<sup>b7</sup>, and E<sup>7</sup> chords. Fingerings 3, 1, 2, 5 are indicated above the notes.

E7

Musical staff for E7 chord. Fingerings: 4 1 2 5, 4 1 2 5, 4 1 2 5, 4 1 2 5, 3, 3.

F7

Musical staff for F7 chord. Fingerings: 4 1 3 5, 4 1 3 5, 2 5 4 2, 3 5 4 3.

C7

Musical staff for C7 chord. Fingerings: 3, 2, 2, 3.

C7

Musical staff for C7 chord. Fingerings: 5 1 2 3, 5 1 2 4, 5 1 2 4, 5 1 2 4, 2, 2.

F#7

Musical staff for F#7 chord. Fingerings: 2 3 5, 2 4, 2 4, 2 4, 2 4, 2 4.

Bb7

Musical staff for Bb7 chord. Fingerings: 2 3 5, 2 4, 2 4, 2 4, 2 4, 2 4.

Any dominant 7 chord

Musical staff for any dominant 7 chord. Fingerings: 5 1 3 5, 4 1 2 4.

etc.

Musical staff for continuation of the exercise. Ends with "etc."

C7

5 2 1 1 3 5 4 2 1 4 2 1 1 3 5 4 2 1

r.h. 3 r.h. 3 l.h. 3 l.h. 3

r.h. 3 r.h. 3 l.h. 3 l.h. 3

D7

r.h. 3 r.h. 3 l.h. 3 l.h. 3

r.h. 3 r.h. 3 l.h. 3 l.h. 3

F7

r.h. 3 r.h. 3 l.h. 3 l.h. 3

r.h. 3 r.h. 3 l.h. 3 l.h. 3

for: C7 Eb7 Gb7 A7 chords

Musical notation for the first section, featuring two staves. The top staff is labeled with '4 3 2 1' and 'r.h.' above the first measure, and 'r.h.' above the subsequent measures. The bottom staff is labeled 'l.h.' below the first measure and 'l.h.' below the subsequent measures. The notation includes treble and bass clefs, a key signature of one flat, and various chord symbols and accidentals.

for: Db7 E7 A7 Bb7 chords

Musical notation for the second section, featuring two staves. The top staff is labeled 'r.h.' above the first measure. The bottom staff is labeled 'l.h.' below the first measure. The notation includes treble and bass clefs, a key signature of one flat, and various chord symbols and accidentals.

for: D7 F7 Ab7 B7 chords

Musical notation for the third section, featuring two staves. The top staff is labeled 'r.h.' above the first measure. The bottom staff is labeled 'l.h.' below the first measure. The notation includes treble and bass clefs, a key signature of one flat, and various chord symbols and accidentals.

**F7**

5 2 1 *r.h.* 3 *r.h.* 3 1 2 5  
*l.h.* 3 *l.h.* 3 *l.h.* 3 *l.h.* 3

*r.h.* 3 *r.h.* 3 *l.h.* 3 *l.h.* 3 *l.h.* 3

**G7**

*r.h.* 3 *r.h.* 3 *l.h.* 3 *l.h.* 3 *l.h.* 3

*r.h.* 3 *r.h.* 3 *l.h.* 3 *l.h.* 3 *l.h.* 3

**B7**

*r.h.* 3 *r.h.* 3 *l.h.* 3 *l.h.* 3 *l.h.* 3

*r.h.* 3 *r.h.* 3 *l.h.* 3 *l.h.* 3 *l.h.* 3

for: E<sup>b</sup>7 F7 G7 A7 B7 D<sup>b</sup>7 chords

Handwritten musical notation for dominant 7th chords E<sup>b</sup>7, F7, G7, A7, B7, and D<sup>b</sup>7. The notation is presented in two systems, each with a treble clef staff. The first system shows the right hand (r.h.) playing a sequence of eighth notes and the left hand (l.h.) playing a sequence of eighth notes. The second system continues the sequence with similar patterns. The notes are: E<sup>b</sup>7 (F, G, A, B), F7 (G, A, B, C), G7 (A, B, C, D), A7 (B, C, D, E), B7 (C, D, E, F), and D<sup>b</sup>7 (E, F, G, A).

for: E7 F<sup>#</sup>7 A<sup>b</sup>7 B<sup>b</sup>7 C7 D7 chords

Handwritten musical notation for dominant 7th chords E7, F<sup>#</sup>7, A<sup>b</sup>7, B<sup>b</sup>7, C7, and D7. The notation is presented in two systems, each with a treble clef staff. The first system shows the right hand (r.h.) playing a sequence of eighth notes and the left hand (l.h.) playing a sequence of eighth notes. The second system continues the sequence with similar patterns. The notes are: E7 (F, G, A, B), F<sup>#</sup>7 (G, A, B, C), A<sup>b</sup>7 (B, C, D, E), B<sup>b</sup>7 (C, D, E, F), C7 (D, E, F, G), and D7 (E, F, G, A).



**G7**

r.h. 3  
l.h. 3

r.h. 3  
l.h. 3

**A<sup>b</sup>7**

r.h. 3  
l.h. 3

r.h. 3  
l.h. 3

**F7**

r.h. 3  
l.h. 3

r.h. 3  
l.h. 3

for: B<sup>b</sup>7 D<sup>b</sup>7 E7 G7 chords

Two staves of musical notation for dominant 7th chords B<sup>b</sup>7, D<sup>b</sup>7, E7, and G7. The notation consists of eighth-note triplets. The first staff includes fingering numbers: 1, 4, 2, 5, 1, 2, 1, 4, 2, 5, 1, 2, 3, 3, 3. The second staff includes fingering numbers: 5, 1, 3, 1, 5, 3, 5, 1, 3, 1, 5, 3, 3, 3, 3.

for: B7 D7 F7 A<sup>b</sup>7 chords

Two staves of musical notation for dominant 7th chords B7, D7, F7, and A<sup>b</sup>7. The notation consists of eighth-note triplets. The first staff includes fingering numbers: 3, 3, 3, 3, 3, 3, 3, 3. The second staff includes fingering numbers: 3, 3, 3, 3, 3, 3, 3, 3.

for: C7 E<sup>b</sup>7 F<sup>#</sup>7 A7 chords

Two staves of musical notation for dominant 7th chords C7, E<sup>b</sup>7, F<sup>#</sup>7, and A7. The notation consists of eighth-note triplets. The first staff includes fingering numbers: 3, 3, 3, 3, 3, 3, 3, 3. The second staff includes fingering numbers: 3, 3, 3, 3, 3, 3, 3, 3.

C7 F7 Bb7 Eb7

D7 G7 C7 F7

E7 A7 D7 G7

for: C7 D7 E7 Gb7 Ab7 Bb7 chords

for: Db7 Eb7 F7 G7 A7 B7 chords

F#7 B7 E7 A7 D7 G7 C7 F7

G7 C7 F7 Bb7 Eb7 Ab7 Db7 Gb7

Ab7 C#7 F#7 B7 E7 A7 D7 G7

# MAJOR 7TH OR 6/9 CHORDS

Amaj<sup>7</sup>



Gmaj<sup>7</sup>



B<sup>b</sup>maj<sup>7</sup>



B<sup>b</sup>maj<sup>7</sup>



D<sup>b</sup>maj<sup>7</sup>



Dmaj<sup>7</sup>



E<sup>b</sup>maj<sup>7</sup>



E<sup>b</sup>maj<sup>7</sup>



A<sup>b</sup>maj<sup>7</sup>



B<sup>b</sup>maj<sup>7</sup>

Cmaj<sup>7</sup>

A<sup>b</sup>maj<sup>7</sup>

E<sup>b</sup>maj<sup>7</sup>

Fmaj<sup>7</sup>

A<sup>b</sup>maj<sup>7</sup>

E<sup>b</sup>maj<sup>7</sup>

Gmaj<sup>7</sup>

Dmaj<sup>7</sup>

**E<sup>b</sup>maj<sup>7</sup>**

Musical notation for E<sup>b</sup>maj<sup>7</sup> chord with fingerings: 4, 2, 4, 2, 1, 2, 1

**Amaj<sup>7</sup>**

Musical notation for Amaj<sup>7</sup> chord with fingerings: 5, 4, 5, 3, 2, 1, 3

**D<sup>b</sup>maj<sup>7</sup>**

Musical notation for D<sup>b</sup>maj<sup>7</sup> chord with fingerings: 5, 3, 5, 3, 1, 2, 1

**Fmaj<sup>7</sup>**

Musical notation for Fmaj<sup>7</sup> chord with fingerings: 5, 3, 2, 1

**A<sup>b</sup>maj<sup>7</sup>**

Musical notation for A<sup>b</sup>maj<sup>7</sup> chord with fingerings: 5, 3, 1, 2

**Amaj<sup>7</sup>**

Musical notation for Amaj<sup>7</sup> chord with fingerings: 3, 1, 2

**Fmaj<sup>7</sup>**

Musical notation for Fmaj<sup>7</sup> chord with fingerings: 5, 1, 4, b3, 4, 1, 3, 4

**B<sup>b</sup>maj<sup>7</sup>**

Musical notation for B<sup>b</sup>maj<sup>7</sup> chord with fingerings: 5, 2, 4, 3, b2, 1, 2, 3

**E<sup>b</sup>maj<sup>7</sup>**

Musical notation for E<sup>b</sup>maj<sup>7</sup> chord with fingerings: 4, 1, 4, b3, 2, 1, 3, 4

Fmaj<sup>7</sup>

E<sup>b</sup>maj<sup>7</sup>

Gmaj<sup>7</sup>

D<sup>b</sup>maj<sup>7</sup>

E<sup>b</sup>maj<sup>7</sup>

G<sup>b</sup>maj<sup>7</sup>

A<sup>b</sup>maj<sup>7</sup>

Gmaj<sup>7</sup>

A<sup>b</sup>maj<sup>7</sup>



A<sup>b</sup>maj<sup>7</sup>

B<sup>b</sup>maj<sup>7</sup>

Cmaj<sup>7</sup>

Fmaj<sup>7</sup>

B<sup>b</sup>maj<sup>7</sup>

Cmaj<sup>7</sup>

Cmaj<sup>7</sup>

Dmaj<sup>7</sup>

Fmaj<sup>7</sup>

Cmaj7

E♭maj7

Fmaj7

Cmaj7

E♯maj7

B♭maj7

G♭maj7

B♭maj7

A♭maj7

Cmaj7

E♯maj7

G♯maj7

E<sup>b</sup>maj<sup>7</sup>

G<sup>b</sup>maj<sup>7</sup>

Dmaj<sup>7</sup>

A<sup>b</sup>maj<sup>7</sup>

B<sup>b</sup>maj<sup>7</sup>

Gmaj<sup>7</sup>

E<sup>b</sup>maj<sup>7</sup>

Gmaj<sup>7</sup>

D<sup>b</sup>maj<sup>7</sup>

Cmaj<sup>7</sup>

Musical notation for Cmaj<sup>7</sup> chord in treble clef. The first measure contains a quarter rest followed by an eighth note G4 (finger 5), an eighth note A4 (finger 3), and an eighth note B4 (finger 2). The second measure contains an eighth note C5 (finger 1), an eighth note D5 (finger 5), an eighth note E5 (finger 3), and an eighth note F5 (finger 2). The third measure contains a whole note C4 (finger 1).

Bmaj<sup>7</sup>

Musical notation for Bmaj<sup>7</sup> chord in treble clef. The first measure contains a quarter rest followed by an eighth note B4 (finger 2), an eighth note C#5 (finger 3), and an eighth note D#5 (finger 4). The second measure contains an eighth note E5 (finger 5), an eighth note F#5 (finger 1), an eighth note G#5 (finger 2), and an eighth note A5 (finger 3). The third measure contains a whole note B4 (finger 2).

Amaj<sup>7</sup>

Musical notation for Amaj<sup>7</sup> chord in treble clef. The first measure contains a quarter rest followed by an eighth note A4 (finger 1), an eighth note B4 (finger 2), and an eighth note C#5 (finger 3). The second measure contains an eighth note D5 (finger 4), an eighth note E5 (finger 5), an eighth note F#5 (finger 1), and an eighth note G5 (finger 2). The third measure contains a whole note A4 (finger 1).

Cmaj<sup>7</sup>

Musical notation for Cmaj<sup>7</sup> chord in treble clef. The first measure contains a quarter rest followed by an eighth note C4 (finger 1), an eighth note D4 (finger 2), and an eighth note E4 (finger 3). The second measure contains an eighth note F4 (finger 5), an eighth note G4 (finger 1), an eighth note A4 (finger 2), and an eighth note B4 (finger 3). The third measure contains a whole note C4 (finger 1).

E<sup>b</sup>maj<sup>7</sup>

Musical notation for E<sup>b</sup>maj<sup>7</sup> chord in treble clef. The first measure contains a quarter rest followed by an eighth note E4 (finger 1), an eighth note F4 (finger 2), and an eighth note G4 (finger 3). The second measure contains an eighth note A4 (finger 4), an eighth note B4 (finger 5), an eighth note C5 (finger 1), and an eighth note D5 (finger 2). The third measure contains a whole note E4 (finger 1).

Fmaj<sup>7</sup>

Musical notation for Fmaj<sup>7</sup> chord in treble clef. The first measure contains a quarter rest followed by an eighth note F4 (finger 1), an eighth note G4 (finger 2), and an eighth note A4 (finger 3). The second measure contains an eighth note B4 (finger 4), an eighth note C5 (finger 5), an eighth note D5 (finger 1), and an eighth note E5 (finger 2). The third measure contains a whole note F4 (finger 1).

# MINOR 7TH WITH EXTENSIONS

Bm7

Bbm7

C#m7

Cm7

C#m7

Ebm7

Bbm7

Bm7

Am7

Dm7

Em7

Fm7

Gm7

Gbm7

Abm7

Fm7

F#m7

Em7

Cm7

Ebm7

Em7

Ebm7

Dbm7

Gm7

Ebm7

Em7

Gbm7



**B<sup>b</sup>m<sup>7</sup>**

**Cm<sup>7</sup>**

**C<sup>#</sup>m<sup>7</sup>**

**A<sup>m</sup>7**

**B<sup>b</sup>m<sup>7</sup>**

**G<sup>m</sup>7**

**G<sup>m</sup>7**

**B<sup>m</sup>7**

**E<sup>m</sup>7**

Dm7(b5)

5 3 2 1 1 2

Ebm7(b5)

3 2

Fm7(b5)

3 2

Fm7

5 3 2 1 5 3 2 1

F#m7

Abm7

Bbm7

1 2 3 5 1 2 3 5

Cm7

Dm7

**B<sup>b</sup>m11**

**Em11**

**D<sup>b</sup>m11**

**Dm7(b5)**

**Em7(b5)**

**Fm7(b5)**

**Gm7(b5)**

**F<sup>#</sup>m7(b5)**

**Am7(b5)**

Fm7(b5)

Ebm7(b5)

Abm7(b5)

Dm7

Abm7

Gm7

Dm7

Em7

F#m7

**Cm7**

**Em7**

**A<sup>b</sup>m7**

**Cm7**

**Bm7**

**Em7**

**Cm7**

**Dm7**

**E<sup>b</sup>m7**

**Cm7** 5 5

**Ebm7** 5 5 5

**Em7** 5 5 5

**Cm7** 5 5

**C#m7** 5 5

**Fm7** 5 5 5

**Cm7** 5 3 2 1 b 5 3 2 1 5 3 2 1

**Bm7**

**Am7** 5 4 2 1 4

Cm7

5 3 2 1 5 3 2 1 5 3 2 1

Dm7

Bm7

Fm7

5 3 2 1

Em7

F#m7

**B<sup>b</sup>m7**

**Bm7**

**Cm7**

**Cm7**

**Em7**

**Dm7**



Fm7

Am7

Em7

Dm7

F#m7

Cm7

Dm7

Fm7

Dbm7

# SUSPENDED CHORDS

Csus<sup>4</sup>

F#sus<sup>4</sup>

Bsus<sup>4</sup>

Gsus<sup>4</sup>

Asus<sup>4</sup>

Esus<sup>4</sup>

Fsus<sup>4</sup>

A<sup>b</sup>sus<sup>4</sup>

Dsus<sup>4</sup>

Fsus<sup>4</sup>  
5  
3 3 2 1 3 3



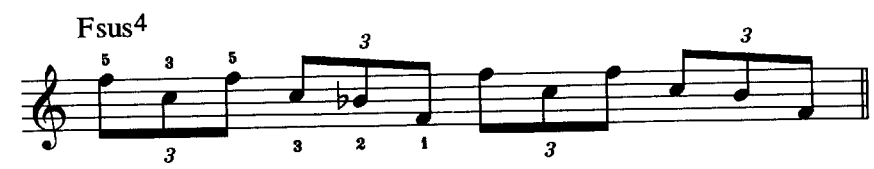
E<sup>b</sup>sus<sup>4</sup>  
3 3




Gsus<sup>4</sup>  
3 3 3 3



Fsus<sup>4</sup>  
5 3 5  
3 3 2 1 3 3



A<sup>+</sup>sus<sup>4</sup>  
3 3 3 3



Csus<sup>4</sup>  
3 3 3 3



B<sup>b</sup>sus<sup>4</sup>  
3 5 2 1 3 5 2 1



Bsus<sup>4</sup>



G<sup>b</sup>sus<sup>4</sup>



F7sus4

E7sus4

A<sup>b</sup>7sus4

F7sus4

G7sus4

A7sus4

Fsus2

Esus2

Asus2

Csus4

Esus4

Gsus4

Csus4

Dsus4

E<sup>b</sup>sus4

Dsus4

F<sup>#</sup>sus4

D<sup>b</sup>sus4

**Fsus4**

Musical notation for Fsus4 chord progression. The first measure shows a triad with fingerings 5-2, 1, 5-2, 1. The second measure shows a triad with fingerings 5, 2, 1, 5, 2, 1. The third and fourth measures show a descending eighth-note scale: F4, E4, D4, C4.

**Esus4**

Musical notation for Esus4 chord progression. The first measure shows a triad with fingerings 5, 2, 1, 5, 2, 1. The second measure shows a triad with fingerings 5, 2, 1, 5, 2, 1. The third and fourth measures show a descending eighth-note scale: E4, D4, C4, B3.

**F#sus4**

Musical notation for F#sus4 chord progression. The first measure shows a triad with fingerings 5, 2, 1, 5, 2, 1. The second measure shows a triad with fingerings 5, 2, 1, 5, 2, 1. The third and fourth measures show a descending eighth-note scale: F#4, E4, D4, C4.

**B<sup>b</sup>sus4**

Musical notation for B<sup>b</sup>sus4 chord progression. The first measure shows a triad with fingerings 4, 3, 2, 1, 4, 3, 2, 1. The second measure shows a triad with fingerings 4, 3, 2, 1, 4, 3, 2, 1. The third and fourth measures show a descending eighth-note scale: B<sup>b</sup>4, A4, G4, F4.

**Bsus4**

Musical notation for Bsus4 chord progression. The first measure shows a triad with fingerings 4, 3, 2, 1, 4, 3, 2, 1. The second measure shows a triad with fingerings 4, 3, 2, 1, 4, 3, 2, 1. The third and fourth measures show a descending eighth-note scale: B4, A4, G4, F#4.

**Asus4**

Musical notation for Asus4 chord progression. The first measure shows a triad with fingerings 4, 3, 2, 1, 4, 3, 2, 1. The second measure shows a triad with fingerings 4, 3, 2, 1, 4, 3, 2, 1. The third and fourth measures show a descending eighth-note scale: A4, G4, F#4, E4.

**B<sup>b</sup>sus4**

Musical notation for B<sup>b</sup>sus4 chord progression. The first measure shows a triad with fingerings 1, 2, 3, 5, 1, 2, 3, 5. The second measure shows a triad with fingerings 1, 2, 3, 5, 1, 2, 3, 5. The third and fourth measures show a descending eighth-note scale: B<sup>b</sup>4, A4, G4, F4.

**G<sup>b</sup>sus4**

Musical notation for G<sup>b</sup>sus4 chord progression. The first measure shows a triad with fingerings 1, 2, 3, 5, 1, 2, 3, 5. The second measure shows a triad with fingerings 1, 2, 3, 5, 1, 2, 3, 5. The third and fourth measures show a descending eighth-note scale: G<sup>b</sup>4, F4, E4, D4.

**Asus4**

Musical notation for Asus4 chord progression. The first measure shows a triad with fingerings 2, 1, 3, 5, 2, 1, 3, 5. The second measure shows a triad with fingerings 2, 1, 3, 5, 2, 1, 3, 5. The third and fourth measures show a descending eighth-note scale: A4, G4, F#4, E4.

F7sus4

Eb7sus4

Db7sus4

F7sus4

Gbsus4

Gsus4



# II-V AND II-V-I PROGRESSIONS

Cm7 F7

Dm7 G7

F#m7 B7

Gm7 C7

F#m7 B7

Am7 D7

Cm7 F7sus4

Ebm7 Ab7sus4

Em7 A7sus4

Gm7 C7

Bm7 E7

Am7 D7

Gm7 C7

Abm7 Db7

Bbm7 Eb7

Bm7 E7

Bbm7 Eb7

Cm7 F7

Dm<sup>7</sup> G<sup>7</sup>  
 5 3 2 1 5 3 2 1  
 Eb<sup>m7</sup> Ab<sup>7</sup>  
 Db<sup>m7</sup> Gb<sup>7</sup>

Gm<sup>7</sup> C<sup>7</sup>  
 5 3 2 1 5 3 2 1  
 Am<sup>7</sup> D<sup>7</sup>  
 F#m<sup>7</sup> B<sup>7</sup>

Cm<sup>7</sup> F<sup>7</sup> Bbmaj<sup>7</sup>  
 3 2 1 5 2 3 4 2 1 2 1 2 4 5 3  
 Em<sup>7</sup> A<sup>7</sup> Dmaj<sup>7</sup>  
 3 4 5 3 1 2 3 1 2 4 3  
 Eb<sup>m7</sup> Ab<sup>7</sup> Dbmaj<sup>7</sup>  
 2 1 2 3 1 3 2

Dm<sup>7</sup> G<sup>7</sup> Cm<sup>7</sup> F<sup>7</sup>  
 Eb<sup>m7</sup> Ab<sup>7</sup> Db<sup>m7</sup> Gb<sup>7</sup>  
 Db<sup>m7</sup> Gb<sup>7</sup> Bm<sup>7</sup> E<sup>7</sup>

Cm<sup>7</sup> F<sup>7</sup> Bbmaj<sup>7</sup>  
 Fm<sup>7</sup> Bb<sup>7</sup> Ebmaj<sup>7</sup>  
 Em<sup>7</sup> A<sup>7</sup> Dmaj<sup>7</sup>

Cm<sup>7</sup> F<sup>7</sup> Bbmaj<sup>7</sup>  
 Bm<sup>7</sup> E<sup>7</sup> Amaj<sup>7</sup>  
 Bbmaj<sup>7</sup> Eb<sup>7</sup> Abmaj<sup>7</sup>

Cm7 F7

Am7 D7

A<sup>b</sup>m7 D<sup>b</sup>7

Cm7 F7 B<sup>b</sup>maj7

Bm7 E7 A<sup>b</sup>maj7

Dm7 G7 C<sup>b</sup>maj7

Dm7

F<sup>#</sup>m7

A<sup>b</sup>m7

Fm7 B $\flat$ 7

Gm7 C7

Em7 A7

Cm7 F7 B $\flat$ maj7

Dm7 G7 Cmaj7

Bm7 E7 Amaj7

Cm7 F7 B $\flat$ maj7

E $\flat$ m7 A $\flat$ 7 D $\flat$ maj7

Em7 A7 Dmaj7

Fm7 Bb7 Ebmaj7

F#m7 B7 Emaj7

Abm7 Db7 Gbmaj7

Cm7 F7 Bbmaj7

C#m7 F#7 Bmaj7

Fm7 Bb7 Ebmaj7

Cm7 F7 Bbmaj7

Bbm7 Eb7 Abmaj7

Am7 D7 Gmaj7



Bm7 E7

E<sup>b</sup>m7 A<sup>b</sup>7

C<sup>#</sup>m7 F<sup>#</sup>7

Cm7 F7 B<sup>b</sup>maj7

Dm7 G7 Cmaj7

B<sup>b</sup>m7 E<sup>b</sup>7 A<sup>b</sup>maj7

Bm7(b5) E7(b9) Am11

Dm7(b5) G7(b9) Cm11

Cm7(b5) F7(b9) Bbm11

Gm<sup>7</sup> C<sup>7</sup> Fmaj<sup>7</sup>

1 2 5 3 5 1 3 5 3 1 2

Bm<sup>7</sup> E<sup>7</sup> Amaj<sup>7</sup>

2 1 4 4 3 1 3 5 3 1 2

A<sup>b</sup>m<sup>7</sup> D<sup>b</sup>7 G<sup>b</sup>maj<sup>7</sup>

1 2 4 4 3 1 2 4 2 1 2

Gm<sup>7</sup> C<sup>7</sup> F<sup>7</sup>

5 4 3 1 3 5 3 1 4 2 1 2 3 5 4 1 2 3

Am<sup>7</sup> D<sup>7</sup> G<sup>7</sup>

Dm<sup>7</sup> G<sup>7</sup> C<sup>7</sup>

Gm<sup>7</sup> C<sup>7</sup> F<sup>7</sup>

1 2 1 2 3 4 3 2 1 5 1 2 3

Cm<sup>7</sup> F<sup>7</sup> B<sup>b</sup>7

C<sup>#</sup>m<sup>7</sup> F<sup>#</sup>7 B<sup>7</sup>

2 1 2 3 4 5 4 3 2 5 1 2 3

Cm7 F7 Bbm7  
 Ebm7 Ab7 Dbm7  
 Dm7 G7 Cm7

Bbm7 Eb7  
 Bm7 E7  
 Abm7 Db7

Fm7 Bb7  
 Em7 A7  
 F#m7 B7

Dm7(b5) G7(b9) Cm11

Ebm7(b5) Ab7(b9) Dbm11

Am7(b5) D7(b9) Gm11

Fm7 Bb7 Ebmaj7

F#m7 B7 Emaj7

Em7 A7 Dmaj7

Fm7 Bb7 Ebmaj7

Abm7 Db7 Gbmaj7

Gm7 C7 Fmaj7

Fm7 Bb7 Ebmaj7

Bm7 E7 Amaj7

Bbm7 Eb7 Abmaj7

Fm7 Bb7 Ebmaj7

Em7 A7 Dmaj7

Ebm7 Ab7 Dbmaj7

Gm7(b5) C7(b9) Fm(maj7)

Am7(b5) D7(b9) Gm(maj7)

Bm7(b5) E7(b9) Am(maj7)

Bm7(b5) E7(b9) Am6

Cm7(b5) F7(b9) Bbm6

C#m7(b5) F#7(b9) Bm6

Gm7(b5) C7(b9) Fm(maj7)

Am7(b5) D7(b9) Gm(maj7)

Fm7(b5) Bb7(b9) Ebm(maj7)

Gm7(b5) C7

Bbm7(b5) Eb7

Em7(b5) A7

Gm7(b5) C7(b9)

Bm7(b5) E7(b9)

Ebm7(b5) Ab7(b9)

Dm7(b5) G7 Cm11

Em7(b5) A7 Dm11

F#m7(b5) B7 Em11

Am<sup>7</sup> D7(b9)

Bm<sup>7</sup> E7(b9)

F#m<sup>7</sup> B7(b9)

Fm<sup>7</sup> Bb7(b9) Ebmaj<sup>7</sup>

Am<sup>7</sup> D7(b9) Gmaj<sup>7</sup>

Em<sup>7</sup> A7(b9) Dmaj<sup>7</sup>

Fm<sup>7</sup> Bb7 Ebmaj<sup>7</sup>

Bbm<sup>7</sup> Eb7 Abmaj<sup>7</sup>

Dm<sup>7</sup> G7 Cmaj<sup>7</sup>



Cm7 F7 Bbmaj7  
 Ebm7 Ab7 Dbmaj7  
 Bbm7 Eb7 Abmaj7  
 Cm7 F7 Bbmaj7  
 C#m7 E7 Bmaj7  
 Bbm7 Eb7 Abmaj7  
 Bm7(b5) E7(b9) Am7  
 Cm7(b5) F7(b9) Bbm7  
 Gm7(b5) C7(b9) Fm7

Dm7(b5) G7 Cm11  
 F#m7(b5) B7 Cm11  
 C#m7(b5) F#7 Bm11  
 Gm7 C7 Fm7  
 Bbm7 Eb7 Abm7  
 Em7 A7 Dm7  
 Fm7 Bb7 Gm7 C7 Fm7 Bb7 Ebmaj7  
 Abm7 Db7 Bbm7 Eb7 Abm7 Db7 Gbmaj7  
 Em7 A7 F#m7 B7 Em7 A7 Dmaj7

**Fm7** 1 2 5 4 3 2 1 **B<sup>b</sup>7** 2 4 4 1 5 3 2 4 **E<sup>b</sup>maj7** 1 2 1 3 2 3 5  
**Am7** **D7** **Gmaj7**  
**D<sup>b</sup>m7** **G7** **Bmaj7**  
**Gm7** 3 4 5 4 3 1 4 3 **Em7(b5)** 2 1 3 2 **A7(b9)** 1 5 2 3 **Dm7** 4  
**Bm7** **E7** **G#m7(b5)** **C#7(b9)** **F#m7**  
**F#m7** **B7** **Dm7(b5)** **A<sup>b</sup>7(b9)** **C#m7**  
**Cm7** 1 2 3 5 **F7** 1 2 3 5 **B<sup>b</sup>maj7** 5  
**C#m7** **F#7** **Bmaj7** 5  
**Em7** **A7** **Dmaj7** 5

B $\flat$ m<sup>7</sup> E $\flat$ 7( $\flat$ 9) A $\flat$ maj<sup>7</sup>

Bm<sup>7</sup> E7( $\flat$ 5) Amaj<sup>7</sup>

Gm<sup>7</sup> C7( $\flat$ 5) Fmaj<sup>7</sup>

# **ALTERED DOMINANT 7TH**

G+7

Musical notation for G+7 scale: G4, A4, B4, C5, B4, A4, G4, F#4, E4, D4. Fingering: 3, 5, 4, 2, 1, 4, 3, 1.

F#+7

Musical notation for F#+7 scale: F#4, G4, A4, B4, A4, G4, F#4, E4, D4, C4.

F7(#9)

Musical notation for F7(#9) scale: F4, G4, A4, B4, A4, G4, F4, E4, D4, C4.

G7(#9)

Musical notation for G7(#9) scale: G4, A4, B4, C5, B4, A4, G4, F#4, E4, D4.

A7(#9)

Musical notation for A7(#9) scale: A4, B4, C5, D5, C5, B4, A4, G#4, F4, E4.

E7(#9)

Musical notation for E7(#9) scale: E4, F#4, G4, A4, G4, F#4, E4, D#4, C4, B3.

F7(#9)

Musical notation for F7(#9) scale: F4, G4, A4, B4, A4, G4, F4, E4, D4, C4.

C7(#9)

Musical notation for C7(#9) scale: C4, D4, E4, F4, E4, D4, C4, B4, A4, G4.

D7(#9)

F#7(#9)

D<sup>b</sup>7(#9)

E7(#11)

F7(#11)

A<sup>b</sup>7(#11)

D7(#9)

E<sup>b</sup>7(#9)

G7(#9)

G7(#9)

B7(#9)

C#7(#9)

F#7(b9)

G7(b9)

A7(b9)

C7(#9)

E7(#9)

B7(#9)



Fmaj7(#5)

Musical notation for Fmaj7(#5) in treble clef. The melody consists of three measures. The first measure contains a triplet of eighth notes: F4, A4, C5. The second measure contains a triplet of eighth notes: Bb4, D5, F5. The third measure contains a triplet of eighth notes: Ab4, Bb4, D5. Fingerings are indicated below the notes: 1 2 5 #1 2 5 1 2 5.

A<sup>b</sup>maj7(#5)

Musical notation for A<sup>b</sup>maj7(#5) in treble clef. The melody consists of three measures. The first measure contains a triplet of eighth notes: Ab4, Bb4, D5. The second measure contains a triplet of eighth notes: C5, Eb5, G5. The third measure contains a triplet of eighth notes: F5, Ab5, Bb5. Fingerings are indicated below the notes: 1 2 5 #1 2 5 1 2 5.

E<sup>b</sup>maj7(#5)

Musical notation for E<sup>b</sup>maj7(#5) in treble clef. The melody consists of three measures. The first measure contains a triplet of eighth notes: Eb4, Fb4, Ab4. The second measure contains a triplet of eighth notes: Bb4, D5, F5. The third measure contains a triplet of eighth notes: G5, Ab5, Bb5. Fingerings are indicated below the notes: 1 2 5 #1 2 5 1 2 5.

D7(#9)

Musical notation for D7(#9) in treble clef. The melody consists of three measures. The first measure contains a quarter note D4. The second measure contains a triplet of eighth notes: E4, F#4, A4. The third measure contains a triplet of eighth notes: B4, C5, D5. Fingerings are indicated below the notes: 1 2 4 1 2 3.

E<sup>b</sup>7(#9)

Musical notation for E<sup>b</sup>7(#9) in treble clef. The melody consists of three measures. The first measure contains a quarter note Eb4. The second measure contains a triplet of eighth notes: Fb4, Gb4, Ab4. The third measure contains a triplet of eighth notes: Bb4, C5, D5. Fingerings are indicated below the notes: 2 1 2 3.

F7(#9)

Musical notation for F7(#9) in treble clef. The melody consists of three measures. The first measure contains a quarter note F4. The second measure contains a triplet of eighth notes: G4, A4, B4. The third measure contains a triplet of eighth notes: C5, D5, E5. Fingerings are indicated below the notes: 2 1 2 3.

B<sup>b</sup>7(b5)

Musical notation for B<sup>b</sup>7(b5) in treble clef. The melody consists of two measures. The first measure contains four eighth notes: Bb4, D5, F5, Ab5. The second measure contains four eighth notes: Bb4, D5, F5, Ab5. Fingerings are indicated below the notes: 1 4 2 5 1 4 2 5.

D7(b5)

Musical notation for D7(b5) in treble clef. The melody consists of two measures. The first measure contains four eighth notes: D4, F#4, A4, B4. The second measure contains four eighth notes: D4, F#4, A4, B4. Fingerings are indicated below the notes: 1 4 2 5 1 4 2 5.

E<sup>b</sup>7(b5)

Musical notation for E<sup>b</sup>7(b5) in treble clef. The melody consists of two measures. The first measure contains four eighth notes: Eb4, Gb4, Ab4, Bb4. The second measure contains four eighth notes: Eb4, Gb4, Ab4, Bb4. Fingerings are indicated below the notes: 1 4 2 5 1 4 2 5.

B $\flat$ 7(b9)

5 4 2 1 1

C7(b9)

D $\flat$ 7(b9)

B $\flat$ 7(b9)

1 2 1 2 5

A7(b9)

E $\flat$ 7(b9)

D7(b5)

1 2 3 1 3 5

E7(b5)

3 1 3 5

A $\flat$ 7(b5)

3 1 3 5

D $\flat$ 7( $\flat$ 5)

E $\flat$ 7( $\flat$ 5)

E7( $\flat$ 5)

C7( $\flat$ 5)

E7( $\flat$ 5)

F7( $\flat$ 5)

C7( $\flat$ 5)

C#7( $\flat$ 5)

E $\flat$ 7( $\flat$ 5)

F7( $\sharp 9$ )

Musical staff for F7( $\sharp 9$ ) with fingering: 3, 2, 3, 4, 5, 3, 2, 1

B $\flat$ 7( $\sharp 9$ )

Musical staff for B $\flat$ 7( $\sharp 9$ )

G7( $\sharp 9$ )

Musical staff for G7( $\sharp 9$ )

D7( $\sharp 5$ )      E7( $\sharp 5$ )

Musical staff for D7( $\sharp 5$ ) and E7( $\sharp 5$ ) with fingering: 5,  $\flat 4$ ,  $\flat 2$ , 1, 3, 1, 3, 5,  $\flat 4$ ,  $\flat 2$ , 3, 1

E $\flat$ 7( $\sharp 5$ )      F7( $\sharp 5$ )

Musical staff for E $\flat$ 7( $\sharp 5$ ) and F7( $\sharp 5$ )

E7( $\sharp 5$ )      F $\sharp$ 7( $\sharp 5$ )

Musical staff for E7( $\sharp 5$ ) and F $\sharp$ 7( $\sharp 5$ )

F $\sharp$ 7( $\sharp 9$ )

Musical staff for F $\sharp$ 7( $\sharp 9$ ) with triplets and fingering: 5 3 1, 1 2 5, 5 2 1, 1 3 5, 5 3 1, 1 2  $\flat 5$

D $\flat$ 7( $\sharp 9$ )

Musical staff for D $\flat$ 7( $\sharp 9$ ) with triplets

B $\flat$ 7( $\sharp 9$ )

Musical staff for B $\flat$ 7( $\sharp 9$ ) with triplets

**F#7(#9)**

5 2 1 1 2 b 5 4 3 2 1 3 5 4 3 2 3 3 3

**F7(#9)**

3 3 3 3 3 3 3 3

**E7(#9)**

3 3 3 3 3 3 3 3

**G+7**

1 3 4 5 3 1 1 2 4 5 3 1 1 2 4 5 3 1 3 3 3 3

**Bb+7**

3 3 3 3 3 3 3 3

**B+7**

3 3 3 3 3 3 3 3

**G7**

b 5 3 1 1 3 5 4 2 1 1 2 5 4 2 1 1 3 5 4 2 1 1 3 5

**Ab7**

3 3 3 3 3 3 3 3

**A7**

3 3 3 3 3 3 3 3

C+7

2 1 2 4 2 1 2 4 2 1 2 4 2 1 2 4

Musical notation for C+7 chord exercise. The staff shows a sequence of eighth notes with fingerings: 2 1 2 4, 2 1 2 4, 2 1 2 4, 2 1 2 4. The notes are C4, D4, E4, F4, G4, A4, B4, C5, B4, A4, G4, F4, E4, D4, C4. There are flat accidentals on F4 and C5.

C#7

Musical notation for C#7 chord exercise. The staff shows a sequence of eighth notes with fingerings: 2 1 2 4, 2 1 2 4, 2 1 2 4, 2 1 2 4. The notes are C#4, D#4, E4, F#4, G#4, A4, B4, C#5, B4, A4, G#4, F#4, E4, D#4, C#4.

D+7

b<sup>4</sup> 2 1 3 b<sup>4</sup> 2 1 3 4 2 1 3 4 2 1 3

Musical notation for D+7 chord exercise. The staff shows a sequence of eighth notes with fingerings: b<sup>4</sup> 2 1 3, b<sup>4</sup> 2 1 3, 4 2 1 3, 4 2 1 3. The notes are D4, E4, F4, G4, A4, B4, C5, D5, C5, B4, A4, G4, F4, E4, D4. There are flat accidentals on F4 and C5.

E<sup>b</sup>7

Musical notation for E<sup>b</sup>7 chord exercise. The staff shows a sequence of eighth notes with fingerings: 2 1 3 4, 2 1 3 4, 2 1 3 4, 2 1 3 4. The notes are E4, F4, G4, A4, B4, C5, D5, E5, D5, C5, B4, A4, G4, F4, E4. There are flat accidentals on F4 and C5.

C+7

3 3 3 1 2 4 5 3 1 1 2 b<sup>4</sup> b<sup>4</sup> 3 1 1 2 b<sup>4</sup>

4 2 1 1 2 4 5 3 1 3 3 3 3 3

Musical notation for C+7 chord exercise. The staff shows a sequence of eighth notes with fingerings: 3 3 3, 1 2 4, 5 3 1, 1 2 b<sup>4</sup>, b<sup>4</sup> 3 1, 1 2 b<sup>4</sup>. The notes are C4, D4, E4, F4, G4, A4, B4, C5, B4, A4, G4, F4, E4, D4, C4. There are flat accidentals on F4 and C5.

D<sup>b</sup>7

3 3 3 3 3 3 3 3

Musical notation for D<sup>b</sup>7 chord exercise. The staff shows a sequence of eighth notes with fingerings: 3 3 3, 3 3 3, 3 3 3, 3 3 3. The notes are D4, E4, F4, G4, A4, B4, C5, D5, C5, B4, A4, G4, F4, E4, D4. There are flat accidentals on F4 and C5.

B<sup>b</sup>7(b9)

5 4 2 1 5 4 2 1 5 1 5 1

Musical notation for B<sup>b</sup>7(b9) chord exercise. The staff shows a sequence of eighth notes with fingerings: 5 4 2 1, 5 4 2 1, 5 1, 5 1. The notes are B4, C5, D5, E5, F5, G5, A5, B5, A5, G5, F5, E5, D5, C5, B4. There are flat accidentals on F5 and C5.

D<sup>b</sup>7(b9)

b

Musical notation for D<sup>b</sup>7(b9) chord exercise. The staff shows a sequence of eighth notes with fingerings: b. The notes are D4, E4, F4, G4, A4, B4, C5, D5, C5, B4, A4, G4, F4, E4, D4. There are flat accidentals on F4 and C5.

A<sup>b</sup>7(b9)

Musical notation for A<sup>b</sup>7(b9) chord exercise. The staff shows a sequence of eighth notes with fingerings: 5 4 2 1, 5 4 2 1, 5 1, 5 1. The notes are A4, B4, C5, D5, E5, F5, G5, A5, G5, F5, E5, D5, C5, B4, A4. There are flat accidentals on F5 and C5.

B $\flat$ 7(b9)

D7(b9)

G7(b9)

B $\flat$ 7(b9)

C7(b9)

A $\flat$ 7(b9)

B $\flat$ 7(b9)

D $\flat$ 7(b9)

A7(b9)

# ALTERED MAJOR 7TH



B<sup>b</sup>maj7(#5)

First system of musical notation for B<sup>b</sup>maj7(#5). It consists of a single treble clef staff with a key signature of two flats (B<sup>b</sup> major). The melody is composed of eighth notes with triplet markings. The notes are B<sup>b</sup>, C, D, E<sup>b</sup>, F, G, A<sup>b</sup>, B<sup>b</sup>. Fingering numbers 1, 3, 4, 3, 1, 4, 3, 1, 4, 3, 1, 4, 3, 1, 4, 3 are written below the notes. A final triplet of B<sup>b</sup>, C, D is marked with a '3' above it.

D<sup>b</sup>maj7(#5)

Second system of musical notation for D<sup>b</sup>maj7(#5). It consists of a single treble clef staff with a key signature of three flats (D<sup>b</sup> major). The melody is composed of eighth notes with triplet markings. The notes are D<sup>b</sup>, E<sup>b</sup>, F, G, A<sup>b</sup>, B<sup>b</sup>, C, D<sup>b</sup>. Fingering numbers 1, 3, 4, 3, 1, 4, 3, 1, 4, 3, 1, 4, 3, 1, 4, 3 are written below the notes. A final triplet of D<sup>b</sup>, E<sup>b</sup>, F is marked with a '3' above it.

A<sup>b</sup>maj7(#5)

Third system of musical notation for A<sup>b</sup>maj7(#5). It consists of a single treble clef staff with a key signature of three flats (A<sup>b</sup> major). The melody is composed of eighth notes with triplet markings. The notes are A<sup>b</sup>, B<sup>b</sup>, C, D, E<sup>b</sup>, F, G, A<sup>b</sup>. Fingering numbers 1, 3, 4, 3, 1, 4, 3, 1, 4, 3, 1, 4, 3, 1, 4, 3 are written below the notes. A final triplet of A<sup>b</sup>, B<sup>b</sup>, C is marked with a '3' above it.

B<sup>b</sup>maj7(#5)

Fourth system of musical notation for B<sup>b</sup>maj7(#5). It consists of a single treble clef staff with a key signature of two flats (B<sup>b</sup> major). The melody is composed of eighth notes with triplet markings. The notes are B<sup>b</sup>, C, D, E<sup>b</sup>, F, G, A<sup>b</sup>, B<sup>b</sup>. Fingering numbers 4, 1, 3, 3, 4, 1, 3, 4, 1, 3, 4, 1, 3, 4, 1, 3 are written below the notes. A final triplet of B<sup>b</sup>, C, D is marked with a '3' above it.

Dmaj7(#5)

Fifth system of musical notation for Dmaj7(#5). It consists of a single treble clef staff with a key signature of two sharps (D major). The melody is composed of eighth notes with triplet markings. The notes are D, E, F#, G, A, B, C#, D. Fingering numbers 3, 3, 3, 3, 3, 3, 3, 3, 3, 3, 3, 3, 3, 3, 3, 3 are written below the notes. A final triplet of D, E, F# is marked with a '3' above it.

Amaj7(#5)

Sixth system of musical notation for Amaj7(#5). It consists of a single treble clef staff with a key signature of no sharps or flats (A major). The melody is composed of eighth notes with triplet markings. The notes are A, B, C#, D, E, F#, G, A. Fingering numbers 3, 3, 3, 3, 3, 3, 3, 3, 3, 3, 3, 3, 3, 3, 3, 3 are written below the notes. A final triplet of A, B, C# is marked with a '3' above it.

B<sup>b</sup>maj7(#5)

Seventh system of musical notation for B<sup>b</sup>maj7(#5). It consists of a single treble clef staff with a key signature of two flats (B<sup>b</sup> major). The melody is composed of eighth notes with triplet markings. The notes are B<sup>b</sup>, C, D, E<sup>b</sup>, F, G, A<sup>b</sup>, B<sup>b</sup>. Fingering numbers 1, 3, 5, 1, 3, 5, 1, 3, 5, 1, 3, 5, 1, 3, 5 are written below the notes. A final triplet of B<sup>b</sup>, C, D is marked with a '3' above it.

Cmaj7(#5)

Eighth system of musical notation for Cmaj7(#5). It consists of a single treble clef staff with a key signature of no sharps or flats (C major). The melody is composed of eighth notes with triplet markings. The notes are C, D, E, F#, G, A, B, C. Fingering numbers 3, 3, 3, 3, 3, 3, 3, 3, 3, 3, 3, 3, 3, 3, 3, 3 are written below the notes. A final triplet of C, D, E is marked with a '3' above it.

Gmaj7(#5)

Ninth system of musical notation for Gmaj7(#5). It consists of a single treble clef staff with a key signature of one sharp (G major). The melody is composed of eighth notes with triplet markings. The notes are G, A, B, C#, D, E, F#, G. Fingering numbers 3, 3, 3, 3, 3, 3, 3, 3, 3, 3, 3, 3, 3, 3, 3, 3 are written below the notes. A final triplet of G, A, B is marked with a '3' above it.

Fmaj7(#5)

Gmaj7(#5)

Emaj7(#5)

Fmaj7(#5)

A<sup>b</sup>maj7(#5)

E<sup>b</sup>maj7(#5)

Fmaj7(#5)

Amaj7(#5)

Dmaj7(#5)

Fmaj7(#5)

Bbmaj7(#5)

Dbmaj7(#5)

Fmaj7(#5)

Bmaj7(#5)

Emaj7(#5)

Fmaj7(#5)

Amaj7(#5)

Emaj7(#5)

Fmaj7(#5)

A<sup>b</sup>maj7(#5)

E<sup>b</sup>maj7(#5)

Fmaj7(#5)

Gmaj7(#5)

Dmaj7(#5)

Fmaj7(#5)

F<sup>#</sup>maj7(#5)

D<sup>b</sup>maj7(#5)

Fmaj7(#5)

B<sup>b</sup>maj7(#5)

Cmaj7(#5)

Fmaj7(#5)

F<sup>#</sup>maj7(#5)

D<sup>b</sup>maj7(#5)

Fmaj7(#5)

Gmaj7(#5)

E<sup>b</sup>maj7(#5)

Fmaj7(#5)

Musical notation for Fmaj7(#5) in treble clef, showing a sequence of notes with fingering: 1 2 4 5 1 2 4 5 1 2 4 5 1 2 4 5.

F#maj7(#5)

Musical notation for F#maj7(#5) in treble clef, showing a sequence of notes with a sharp sign on the first note.

Dbmaj7(#5)

Musical notation for Dbmaj7(#5) in treble clef, showing a sequence of notes with a flat sign on the first note.

Fmaj7(#5)

Musical notation for Fmaj7(#5) in treble clef, showing a sequence of notes with fingering: 5 1 2 5 4 1 2 5 4 1 2 5 4 1 2 5.

Abmaj7(#5)

Musical notation for Abmaj7(#5) in treble clef, showing a sequence of notes with a flat sign on the first note.

Emaj7(#5)

Musical notation for Emaj7(#5) in treble clef, showing a sequence of notes with a sharp sign on the first note.

Fmaj7(#5)

Musical notation for Fmaj7(#5) in treble clef, showing a sequence of notes with fingering: 3 2 1 4 5 3 1 3 5 2 1 4 5 3 1.

Gmaj7(#5)

Musical notation for Gmaj7(#5) in treble clef, showing a sequence of notes with a sharp sign on the first note.

Emaj7(#5)

Musical notation for Emaj7(#5) in treble clef, showing a sequence of notes with a sharp sign on the first note.

Fmaj7(#5)

Musical notation for Fmaj7(#5) in treble clef, showing four measures of eighth-note patterns. Fingering numbers 1, 2, 4, 5 are written above the notes in each measure.

A<sup>b</sup>maj7(#5)

Musical notation for A<sup>b</sup>maj7(#5) in treble clef, showing four measures of eighth-note patterns.

E<sup>b</sup>maj7(#5)

Musical notation for E<sup>b</sup>maj7(#5) in treble clef, showing four measures of eighth-note patterns.

Fmaj7(#5)

Musical notation for Fmaj7(#5) in treble clef, showing four measures of eighth-note patterns. Fingering numbers 1, 2, 4, 3 are written above the notes in each measure.

Amaj7(#5)

Musical notation for A<sup>♯</sup>maj7(#5) in treble clef, showing four measures of eighth-note patterns.

Dmaj7(#5)

Musical notation for D<sup>♯</sup>maj7(#5) in treble clef, showing four measures of eighth-note patterns.

Cmaj7(#5)

Musical notation for C<sup>♯</sup>maj7(#5) in treble clef, showing four measures of eighth-note patterns. Fingering numbers 1, 2, 3, 5 are written above the notes in each measure.

D<sup>b</sup>maj7(#5)

Musical notation for D<sup>b</sup>maj7(#5) in treble clef, showing four measures of eighth-note patterns.

Bmaj7(#5)

Musical notation for B<sup>♯</sup>maj7(#5) in treble clef, showing four measures of eighth-note patterns.

Cmaj7(#5)

Dmaj7(#5)

Bbmaj7(#5)

Fmaj7(b5)

Abmaj7(b5)

Emaj7(b5)

Abmaj7(#5)

Bmaj7(#5)

Gmaj7(#5)



Fmaj7(#11)

Musical notation for Fmaj7(#11) in treble clef. The first measure contains notes F4, A4, C5, and E5 with fingerings 1, 2, 3, and 5 above them. The second measure contains notes F4, A4, C5, and E5 with fingerings 1, 2, 3, and 5 above them.

Bmaj7(#11)

Musical notation for Bmaj7(#11) in treble clef. The first measure contains notes B3, D4, F#4, and A4 with natural accidentals. The second measure contains notes B3, D4, F4, and A4 with flat accidentals.

Emaj7(#11)

Musical notation for Emaj7(#11) in treble clef. The first measure contains notes E3, G3, B3, and D4 with sharp accidentals. The second measure contains notes E3, G3, B3, and D4 with sharp accidentals.

Gmaj7(b5)

Musical notation for Gmaj7(b5) in treble clef. The first measure contains notes G3, B3, D4, and F#4 with fingerings 5, 4, 2, and 1 above them. The second measure contains notes G3, B3, D4, and F#4 with fingerings 5, 4, 2, and 1 above them.

A<sup>b</sup>maj7(b5)

Musical notation for A<sup>b</sup>maj7(b5) in treble clef. The first measure contains notes A3, C4, E4, and G4 with flat accidentals. The second measure contains notes A3, C4, E4, and G4 with flat accidentals.

Emaj7(b5)

Musical notation for Emaj7(b5) in treble clef. The first measure contains notes E3, G3, B3, and D4 with sharp accidentals. The second measure contains notes E3, G3, B3, and D4 with sharp accidentals.

Gmaj7(b5)

Musical notation for Gmaj7(b5) in treble clef. The first measure contains notes G3, B3, D4, and F#4 with fingerings 1, 2, 3, and 5 above them. The second measure contains notes G3, B3, D4, and F#4 with fingerings 1, 2, 5, and 1 above them.

A<sup>b</sup>maj7(b5)

Musical notation for A<sup>b</sup>maj7(b5) in treble clef. The first measure contains notes A3, C4, E4, and G4 with flat accidentals. The second measure contains notes A3, C4, E4, and G4 with flat accidentals.

Emaj7(b5)

Musical notation for Emaj7(b5) in treble clef. The first measure contains notes E3, G3, B3, and D4 with sharp accidentals. The second measure contains notes E3, G3, B3, and D4 with sharp accidentals.

D<sup>b</sup>maj7(<sup>b</sup>5)

Dmaj7(<sup>b</sup>5)

Cmaj7(<sup>b</sup>5)

Cmaj7(<sup>#</sup>11)

E<sup>b</sup>maj7(<sup>#</sup>11)

Bmaj7(<sup>#</sup>11)

B<sup>b</sup>maj7(<sup>#</sup>5)

Bmaj7(<sup>#</sup>5)

Amaj7(<sup>#</sup>5)

B<sup>b</sup>maj7(#5)

D<sup>b</sup>maj7(#5)

A<sup>b</sup>maj7(#5)

B<sup>b</sup>maj7(#5)

Dmaj7(#5)

Gmaj7(#5)

Fmaj7(#5)

Bmaj7(#5)

E<sup>b</sup>maj7(#5)

Gmaj7(b5)

1 2 3 5 1 2 3 5 1 2 3 5

Amaj7(b5)

Ebmaj7(b5)

Gmaj7(b5)

5 3 2 1 5 3 2 1 5 3 2 1

Abmaj7(b5)

Gbmaj7(b5)

# CHORD COMBINATIONS

C/B<sup>b</sup> F/A A<sup>#</sup>dim/A<sup>b</sup> C/G

D/C G/B Cdim/B<sup>b</sup> D/A

E<sup>b</sup>/D<sup>b</sup> A<sup>b</sup>/C C<sup>#</sup>dim/B E<sup>b</sup>/B<sup>b</sup>

A7(<sup>b</sup><sub>5</sub>)

B<sup>b</sup>7(<sup>b</sup><sub>5</sub>)

A<sup>b</sup>7(<sup>b</sup><sub>5</sub>)

A<sup>b</sup> Adim E<sup>b</sup>/B<sup>b</sup>

A B<sup>b</sup>dim E/B

B Cdim F<sup>#</sup>/C<sup>#</sup>

**D<sup>b</sup>/F**

2 3 4 3 2 1 3 2 1 4 3 1

**E/G<sup>#</sup>**

**C/E**

**E<sup>b</sup>dim<sup>7</sup>** **E<sup>b</sup>maj<sup>7</sup>**

**Edim<sup>7</sup>** **Emaj<sup>7</sup>**

**Ddim<sup>7</sup>** **Dmaj<sup>7</sup>**

**F<sup>7</sup>** **B<sup>b</sup>m<sup>7</sup>**

**A<sup>7</sup>** **Dm<sup>7</sup>**

**A<sup>b</sup>7** **D<sup>b</sup>m<sup>7</sup>**

G7 Cm7

C7 Fm7

C#7 F#m7

F7 Bbm7

Ab7 Dbm7

G7 Cm7

Bb7 Ebm7

B7 Em7

A7 Dm7



E<sup>b</sup>7 A<sup>b</sup>maj7

Fingerings: 4 3 2 1 4 2 3 5 1 2 1 2 4 3

D<sup>b</sup>7 G<sup>b</sup>maj7

Fingerings: 3 1 2 3

F<sup>#</sup>7 Bmaj7

Fingerings: 3 1 2 3

G7 C<sup>m</sup>7

Fingerings: 1 2 1 2 5 4 2 1 2 3 4

B<sup>b</sup>7 E<sup>b</sup>m7

F<sup>#</sup>7 Bm7

A7 D7 G<sup>m</sup>7

Fingerings: 4 5 4 2 1

B<sup>b</sup>7 E<sup>b</sup>7 A<sup>b</sup>m7

Fingerings: 3 3

A<sup>b</sup>7 C<sup>#</sup>7 F<sup>#</sup>m7

Fingerings: 3

F7 Em7(b5)

A<sup>b</sup>7 Gm7(b5)

E7 E<sup>b</sup>m7(b5)

B<sup>b</sup>maj7 Bdim Cm7 F7

Bmaj7 Cdim C<sup>#</sup>m7 F<sup>#</sup>7

D<sup>b</sup>maj7 Ddim E<sup>b</sup>m7 A<sup>b</sup>7

A7(b9) Dm11

B<sup>b</sup>7(b9) E<sup>b</sup>m11

C<sup>#</sup>7(b9) F<sup>#</sup>m11

F<sup>7</sup> B<sup>b7</sup> C<sup>7</sup> Fmaj<sup>9</sup>

1 2 4 2 1 3 4 5 1 4

A<sup>b7</sup> D<sup>b7</sup> E<sup>b7</sup> A<sup>b</sup>maj<sup>9</sup>

A<sup>7</sup> D<sup>7</sup> E<sup>7</sup> A<sup>7</sup>maj<sup>9</sup>

C<sup>7</sup>(#9) F<sup>7</sup> B<sup>b</sup>maj<sup>7</sup>

5 4 3 1 3 1 5 4 3 2 1 3 2

F<sup>#7</sup>(#9) B<sup>7</sup> E<sup>7</sup>maj<sup>7</sup>

F<sup>7</sup>(#9) B<sup>b7</sup> E<sup>b</sup>maj<sup>7</sup>

F<sup>7</sup> B<sup>b</sup>m<sup>7</sup>

3 4 3 2 5 4 1 2 1 5 4 3 1 3 1

1 2 3

B<sup>7</sup> E<sup>7</sup>m<sup>7</sup>

3

G<sup>7</sup> C<sup>7</sup>m<sup>7</sup>

3

D<sup>b</sup>maj<sup>7</sup> Cm<sup>7</sup> F<sup>7</sup> B<sup>b</sup>m<sup>7</sup>

Fingerings: 1 2 3, 5 3 4 2, 4 3 2 1 5 3 4, 5 3 2 1 5 4 3 2

Dmaj<sup>7</sup> D<sup>b</sup>m<sup>7</sup> F<sup>#</sup> Bm<sup>7</sup>

Fingerings: 3, 3

Fmaj<sup>7</sup> Em<sup>7</sup> A<sup>7</sup> Dm<sup>7</sup>

Fingerings: 3, 3

F<sup>7</sup> B<sup>b</sup>m<sup>7</sup>

Fingerings: 1 2 3, 5 1 4, 1 2 5 1

A<sup>b</sup>7 C<sup>#</sup>m<sup>7</sup>

Fingerings: 3

E<sup>7</sup> Am<sup>7</sup>

Fingerings: 3

use for any chord

Fingerings: 4 1 4 1 5 3 2 1

use for any chord

# ABOUT ANDY LAVERNE

**B**orn in New York City in 1947, Andy LaVerne enrolled at the age of 8 at the Juilliard School of Music as a classical piano student, and continued his musical education at the New York City High School of Music and Art, Ithaca College, Berklee College of Music, and the New England Conservatory.

As a teenager, LaVerne discovered jazz by listening to "Monk's Dream" on the radio. His interest in jazz piano eventually led him to Bill Evans, who became his first jazz teacher. (Ironically, LaVerne was the pianist who filled in for the ailing Evans in the final Bill Evans Trio engagement in NYC.) Later, he also studied jazz with Don Friedman, Jackie Byard, and Richard Beirach. He continued his classical studies with John Ranck, and also studied composition with Karel Husa.

Andy LaVerne's professional career includes three years (1973-1975) with Woody Herman's big band and four years (1977-1980) as pianist, composer and arranger with the Stan Getz Quartet. He has played and recorded with Frank Sinatra, Sonny Stitt, Donald Byrd, John Abercrombie, Miroslav Vitous, Lee Konitz, David Liebman, Joe Farrell, Eddie Harris, Scott Hamilton, Eddie Daniels, Dizzy Gillespie, Chick Corea, Bob Brookmeyer, Mel Lewis, Mel Torme, Bill Watrous, Shelly Manne, Eddie Gomez, Gerry Mulligan, Joe Lovano, Toots Theilmans, Kenny Barron, Marian McPartland, Lionel Hampton, Paquito D'Rivera, Roy Hargrove, Michael Brecker, Elvin Jones, Benny Golson, and numerous other top jazz performers. In 1982 LaVerne was invited to play on *Bill Evans—A Tribute* (Palo Alto) recording, along with Teddy Wilson, George Shearing, Herbie Hancock, Chick Corea, McCoy Tyner, John Lewis and other top pianists. His collaborations with Chick Corea resulted in the highly-acclaimed album, *Andy LaVerne*

*Plays The Music Of Chick Corea* (Jazzline).

In addition to numerous recordings, he has devoted time and energy in the educational field.



His output in this area includes the instructional videos "Andy LaVerne's Guide to Modern Jazz Piano," "Jazz Piano Standards," "Guide to Modern Jazz Piano, Vol. 2" and "In Concert," a live duet video recording with guitarist John Abercrombie. All have been released by Homespun Video Tapes. *Handbook of Chord Substitutions*, a book which details techniques of reharmonization, is also available through Ekay Music, Inc. "Countdown To Giant Steps," (featuring John Patitucci) a book and 2 CD play-along is

a graduated study for playing the John Coltrane changes (Aebersold Jazz). "The Music Of Andy LaVerne," a collection of over 50 LaVerne originals, has recently been published by SteepleChase Productions. "Tunes You Thought You Knew," a book and companion CD play-along (featuring Rufus Reid), was released in 1999 (Aebersold Jazz). "The Music Of Chick Corea," a book and CD play-along (featuring John Patitucci), is due to be released as of this writing (Hal Leonard).

Andy LaVerne is the recipient of five Jazz Fellowships from the National Endowment for the Arts. He has also been awarded several ASCAP composer awards as well as a "Meet The Composer" grant. When not touring North America, Europe, Scandinavia, and Russia playing concerts, clubs, and giving clinics, he is a frequent contributor to many publications, including *Piano Today*. He has served as an adjunct professor of music at The University of Bridgeport, and The Mannes College of Music, and is currently on the faculty of The Hartt College of Music and The Jamey Aebersold Summer Jazz Clinics.

\$16.95

ISBN #0-943748-95-7



# TONS OF RUNS

*For The Contemporary Pianist*

By Andy LaVerne

If you want to invest your keyboard playing with modern, up-to-the-minute sounds used by Andy LaVerne, Chick Corea, Herbie Hancock, McCoy Tyner, John Coltrane, Miles Davis, John Abercrombie and the cutting-edge musicians of tomorrow, this book will be invaluable!

Written by jazz pianist Andy LaVerne, who is celebrated for his interesting sense of harmony and sophisticated style, it shows you hundreds upon hundreds of keyboard runs—the streams of notes jazz artists use to glide across the keyboard with interesting melodic touches and chord colors.

Andy wrote the book on chord substitutions, and whether performing as Stan Getz's pianist, or in recordings with Chick Corea, Dizzy Gillespie, Elvin Jones, Gerry Mulligan, Frank Sinatra and others, his professionalism and fascinating variations on the standards have truly set him apart. As a teacher and workshop leader, Andy LaVerne has helped thousands of students become better at performing. With this first-of-a-kind guide to contemporary piano runs and riffs, he will help you too!

These runs are shown with the chords and chord progressions that make them work best—on seventh chords, on diminished chords, on minor chords, on altered chords and more. Some are written to work with the most common chord progressions, and some are designed to fit just one chord. Some will work with almost any chord at all—and Andy tells you which ones!

You'll get each run in several keys, with chord applications and appropriate fingering tips. Practice them slowly for developing great jazz-style finger dexterity! Then, bring them up to speed so you can insert them into your own improvisations. You'll discover exactly how contemporary musicians get those great, unusual sounds. Every page is a learning experience! And you'll gain a whole new repertoire of runs, licks and fills—remarkable sounds and colors to make your playing richer than ever!



Ekay Music, Inc., 333 Adams Street, Bedford Hills, NY 10507